



Governing Council  
of the  
United Nations  
Development Programme

Distr.  
GENERAL

DP/1985/43/Add.3  
30 April 1985

ORIGINAL: ENGLISH

Thirty-second session

SUPPORT

UNITED NATIONS TECHNICAL CO-OPERATION ACTIVITIES

Statistical information for 1984

Report of the Secretary-General

	<u>Page</u>
Explanatory note.....	3
Programme delivery.....	3
<u>Tables</u>	
1. Project expenditures by organizational entities of the United Nations.....	4
2. United Nations Regular Programme of Technical Co-operation expenditures.....	5
3. Project expenditures by source of funds.....	6
4. Contributions received for financing extrabudgetary technical co-operation activities.....	7
5. United Nations Department of Technical Co-operation for Development: project expenditures by field of activity.....	8
6. United Nations Department of Technical Co-operation for Development: Project expenditures by region.....	9
7. Number of international project personnel serving in the field during 1984.....	11
8. Number of fellowships placed during 1984.....	11
9. United Nations Department of Technical Co-operation for Development: number of international project personnel serving in the field during 1984 by nationality.....	12

	<u>Page</u>
10. United Nations Department of Technical Co-operation for Development: number of international project personnel serving in the field during 1984 by country or region of assignment.....	13
11. United Nations Department of Technical Co-operation for Development: number of fellowships placed during 1984 by nationality.....	14
12. United Nations Department of Technical Co-operation for Development: number of fellowships placed during 1984 by country of study.....	15
13. United Nations Department of Technical Co-operation for Development: project reports processed at Headquarters.....	16
14. United Nations Department of Technical Co-operation for Development: publications issued in 1984.....	18
15. Investments related to UNDP/DTCD projects by sector and year, 1971-1984.....	19
16. Investments related to UNDP/DTCD projects by region, 1971-1984.....	20
17. Investments related to UNDP/DTCD projects by multilateral investors, 1971-1984.....	20
18. Investment commitments related to UNDP/DTCD projects by selected bilateral investors, 1971-1984.....	20
19. Investment commitments related to UNDP/DTCD projects, 1984.....	21
20. United Nations Department of Technical Co-operation for Development: projects completed in 1984.....	23
21. United Nations Department of Technical Co-operation for Development: cost of equipment ordered by country of procurement.....	25
22. United Nations Department of Technical Co-operation for Development: cost of subcontracts by country of subcontractor.....	26
	<u>Page</u>

Figures

1. Total United Nations Department of Technical Co-operation for Development project expenditures.....	10
2. United Nations Department of Technical Co-operation for Development expenditures by source of funds.....	10
3. United Nations Department of Technical Co-operation for Development expenditures by field of activity.....	10
4. United Nations Department of Technical Co-operation for Development expenditures by region.....	10

Explanatory note

1. In response to Governing Council decision 79/22, the tables which follow include a summary of statistics on technical co-operation project activities of organizational entities of the United Nations, and detailed information for the Department of Technical Co-operation for Development (DTCD). This report has been prepared in a format consistent with two other reports currently before the Governing Council, documents DP/1985/5/Add.3 and DP/1985/65, which contain basic programme data for work financed by UNDP, and information on agency regular budget and non-UNDP extrabudgetary technical co-operation activities.

2. Financial data in the present document have been derived from the interim financial statements for the year ending 31 December 1984.

Programme Delivery

3. In 1984 the organizational entities of the United Nations delivered a technical co-operation programme of \$254 million compared to \$255 million in 1983. This represents an 0.4 per cent decrease in project expenditures.

4. Out of this the Department of Technical Co-operation for Development executed a programme amounting to \$110.8 million. Of these expenditures, \$76.7 million was for UNDP-financed projects, \$11.5 for the United Nations Fund for Population Activities (UNFPA), \$7 million under the United Nations Regular Programme of Technical Co-operation and \$15.6 million under trust funds. In comparison with 1983, current year budgets fell by \$4.7 million in 1984, but the level of expenditures decreased by only \$1.4 million. Thus the implementation rate rose to 79 per cent.

5. The breakdown by geographic area indicates that budgets for 1984 grew by 2 per cent in Africa but showed a decrease in all the other regions. The distribution of expenditures was little changed from that of the previous year, with Africa remaining the most important programme, accounting for nearly \$43 million, or 38 per cent of the total, followed by Asia with over \$29 million or 26 per cent.

6. The natural resources and energy sector continued to account for the largest share of the programme and now represents \$50 million in expenditures, or 45 per cent, an increase of \$1.4 million in monetary terms. Development planning was the second most important field of activity for the Department, although its share of delivery dropped in 1984 from 22 per cent in 1983 to 19 per cent, and from \$25 to 21 million in expenditures. The programme in population and statistics remained essentially steady at \$16 and \$12 million respectively, and public administration accounted for approximately 11 per cent of the 1984 programme, with expenditures of \$11.7 million, up from \$10.9 million in 1983. Projects in social development increased from \$3.1 million in 1983 to \$3.8 million in 1984.

7. By component, expenditures for project personnel decreased from \$60.4 million, or 53.8 per cent in 1983 to \$58.2 million or 52.5 per cent in 1984. Training increased from \$17 million or 15.2 per cent to \$18.9 million or 17.0 per cent. Sub-contracts decreased from \$7.4 million or 6.6 per cent to \$6 million or 5.5 per cent. Equipment showed a slight increase from \$23.2 million or 20.7 per cent to \$23.6 million or 21.3 per cent. Miscellaneous remained steady at \$4.1 million or 3.7 per cent.

TABLE 1 Project expenditures by organizational entities of the United Nations  
(Thousands of US dollars)

	<u>Regular Programme</u>	<u>UNDP</u>	<u>UNFPA</u>	<u>Trust Funds</u>	<u>Total</u>
DTCD	1 062	76 709	11 453	15 631	110 855
Other United Nations	6 200 <sup>a/</sup>	-	-	11 259 <sup>b/</sup>	11 459
ECA	1 305	5 837	2 792	1 913	11 847
ECE	-	650	306	75	1 031
ECLAC	590	1 339	1 718	3 171	6 818
ECWA	790	632	416	236	2 074
ESCAP	1 096	5 578	1 419	6 807	14 900
UNCHS	577	10 508	-	3 028 <sup>c/</sup>	14 113
UNCTAD	329	7 161	-	1 793	9 283
UNIDO	3 200	56 622	-	11 619 <sup>d/</sup>	71 441
<b>TOTAL</b>	<u>15 149</u> =====	<u>165 036</u> =====	<u>18 104</u> =====	<u>55 532</u> =====	<u>253 821</u> =====

<sup>a/</sup> Comprises \$182,803 for the Human Rights Division and \$17,603 for the Centre for Social Development and Humanitarian Affairs, portions of Section 24 of the United Nations regular budget administered at Geneva and Vienna respectively.

<sup>b/</sup> Comprises technical co-operation expenditures incurred against the following trust funds: United Nations Fund for Drug Abuse Control, \$7,159,993; Voluntary Fund for the United Nations Decade for Women, \$1,658,653; United Nations Nationhood Programme for Namibia, \$1,389,035; United Nations Fund for Namibia, \$603,316; United Nations Centre on Transnational Corporations technical co-operation programme, \$455,009; and advisory services in matters of policy, laws, regulations and contracts relating to transnational corporations, \$1,643.

<sup>c/</sup> Excludes United Nations Habitat and Human Settlements Foundation (UNHHSF) activities which will be reported in a separate document.

<sup>d/</sup> Excludes United Nations Industrial Development Fund (UNIDF) activities which will be reported in a separate document.

Table 2 United Nations Regular Programme of Technical Co-operation Expenditures  
(Thousands of dollars)

A.	<u>Sectoral advisory services</u>	
	Development strategies, policies and planning	1 788
	General statistics	1 212
	Public administration and finance	633
	Natural resources	3 078
	International trade	329
	Population	-
	Human settlements	577
	Social development	351
	Science and technology	-
	Human rights	<u>200</u>
	SUBTOTAL	<u>8 168</u>
B.	<u>Regional and sub-regional advisory services</u>	
	ECA	1 305
	ECE	-
	ECLAC	590
	ECWA	790
	ESCAP	<u>1 096</u>
	SUBTOTAL	<u>3 781</u>
C.	<u>Industrial development</u>	
	UNIDO	<u>3 200</u>
	TOTAL	<u>15 149</u>

Table 3 Project expenditures by source of funds  
(Thousands of dollars)

	TDCD	Other United Nations	ECA	ECE	ECLA	ECWA	ESCAP	UNCHS	UNCTAD	UNIDO
<b>A. United Nations Regular Programme of Technical Co-operation</b>										
1. Sectoral advisory services	7 062	200 <sup>a/</sup>	-	-	-	-	-	577	329	-
2. Regional and subregional advisory services	-	-	1 305	-	590	790	1 096	-	-	-
3. Industrial development	-	-	-	-	-	-	-	-	-	3 200
Total A	7 062	200	1 305	-	590	790	1 096	577	329	3 200
<b>B. UNDP</b>										
1. Indicative planning figures	73 909	-	5 837	650	1 339	632	5 452	9 730	7 142	53 973
2. Special programme resources	100	-	-	-	-	-	-	381	-	43
3. Special measures for the least-developed countries	2 221	-	-	-	-	-	-	383	19	436
4. Government cash counterpart contribution	479	-	-	-	-	-	126	14	-	388
5. Special industrial services	-	-	-	-	-	-	-	-	-	1 782
Total B	76 709	-	5 837	650	1 339	632	5 578	10 508	7 161	56 622
<b>C. UNFPA</b>										
	11 453	-	2 792	306	1 718	416	1 419			
<b>D. Trust funds</b>										
1. United Nations Educational and Training Programme for South Africa	3 331	-	-	-	-	-	-	-	-	-
2. United Nations Fund for Namibia <sup>e/</sup>	368	-	-	-	-	-	-	-	-	-
3. United Nations in association with other executing agencies	1 160	-	f/	f/	f/	f/	f/	f/	f/	f/
4. Associate experts	5 106							1 039		883
5. Recipient Governments and others	5 666	11 259 <sup>b/</sup>	1 913	75	3 171	236	6 807	1 989	1 793	10 736
Total D	15 631	11 259	1 913	75	3 171	236	6 807	3 028 <sup>c/</sup>	1 793	11 619 <sup>d/</sup>
GRAND TOTAL	110 855	11 459	11 847	1 031	6 818	2 074	14 900	14 113	9 283	71 441

a/ b/ c/ d/ See notes to Table 1.

e/ Excludes UNDP-administered Trust Fund for the Nationhood Programme for the Fund for Namibia.

f/ Not available.

Table 4 Contributions received for financing extrabudgetary technical co-operation activities  
(Thousands of dollars)

	<u>DTCD</u>	<u>Other United Nations</u>	<u>ECA</u>	<u>ECE</u>	<u>ECLA</u>	<u>ESCAP</u>	<u>ECWA</u>	<u>UNCHS</u>	<u>UNCTAD</u>	<u>UNIDO</u>
<b>I. <u>Unilateral and bilateral services</u></b>										
<b>A. Countries</b>										
1. General contributions	15 576	11 407	2 748	-	3 565	11 180	117	1 263	1 489	4 682
2. Unilateral "self-supporting" contributions	1 303	-	-	-	-	-	-	-	-	6 754
<b>B. Non-governmental organizations</b>	-	-	-	-	-	-	-	-	-	-
<b>II. <u>Multilateral sources</u></b>										
<b>A. United Nations system</b>	96 849	-	8 897	1 031	3 100	7 523	149	11 258	7 608	60 437
<b>B. Non-United Nations system</b>	-	-	-	-	-	104	-	-	252	296
<b>III. <u>Various</u></b>	-	-	-	-	-	-	-	-	-	-
<b>Total</b>	<u>113 728</u>	<u>11 407</u>	<u>11 645</u>	<u>1 031</u>	<u>6 665</u>	<u>18 807</u>	<u>1 266</u>	<u>12 521</u>	<u>9 349</u>	<u>72 169</u>

Table 5 United Nations Department of Technical Co-operation for Development  
Project expenditures by field of activity  
(Thousands of dollars)

	<u>Regular Programme</u>	<u>UNDP</u>	<u>UNFPA</u>	<u>Trust Funds</u>	<u>Total</u>	<u>Percentage of Total</u>
Development planning	1 788	15 635	-	3 644	21 067	19
Statistics	1 212	5 027	5 739	389	12 367	11.2
Public administration and finance	633	9 930	-	1 187	11 750	10.6
Natural resources	3 078	41 637	-	5 678	50 393	45.5
International trade	-	-	-	32	32	-
Population	-	145	5 714	503	6 362	5.7
Human settlements	-	114	-	(3)	111	0.1
Social development	351	3 224	-	197	3 772	3.4
Science and technology	-	-	-	119	119	0.1
Educational and Training Programme for Southern Africa	-	-	-	3 699	3 699	3.3
Transnational corporations	-	720	-	186	906 <sup>a/</sup>	0.8
Human rights	-	-	-	-	-	-
Legal affairs	-	272	-	-	272	0.3
Ocean economics	-	5	-	-	5	-
<b>Total</b>	<b>7 062</b>	<b>76 709</b>	<b>11 453</b>	<b>15 631</b>	<b>110 855</b>	<b>100</b>

a/ Implemented by the United Nations Centre on Transnational Corporations.



Table 6 United Nations Department of Technical Co-operation for Development  
 Project expenditures by region  
 (Thousands of dollars)

	<u>Regular Programme</u>	<u>UNDP</u>	<u>UNFPA</u>	<u>Trust Funds</u>	<u>Total</u>	<u>Percentage of Total</u>
Africa	1	30 656	4 105	7 881	42 643	38.4
Americas	42	11 550	1 699	1 712	15 003	13.5
Arab States	1	9 767	1 699	1885	13 352	12
Asia and the Pacific	-	23 053	2 166	3343	28 562	25.8
Europe	92	1 376	124	47	1 639	1.5
Interregional	6 888	307	1 535	754	9 484	8.6
Global	38	-	125	9	172	0.2
	7 062	76 709	11 453	15 631	110 855	100

### TOTAL DTCD PROJECT EXPENDITURES

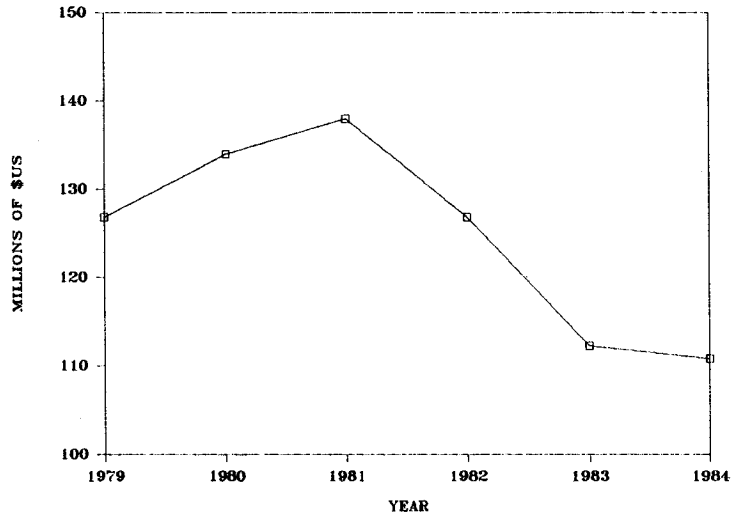


Figure 1.

### DTCD EXPENDITURES BY SOURCE OF FUNDS

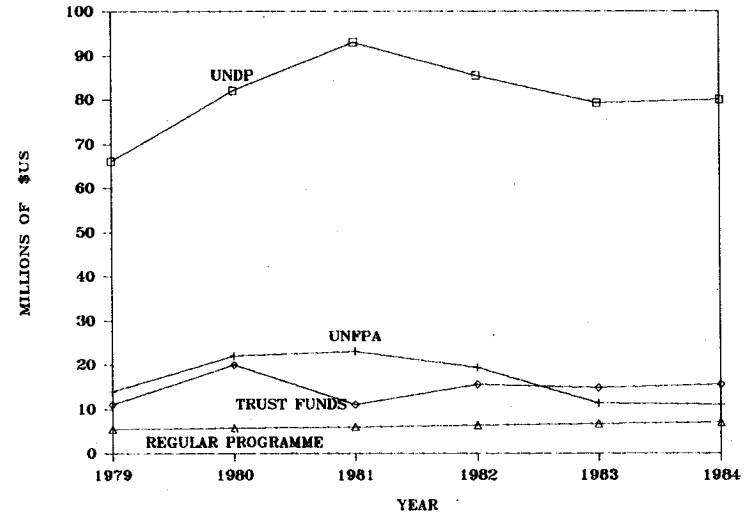


Figure 2.

### DTCD EXPENDITURES BY FIELD OF ACTIVITY

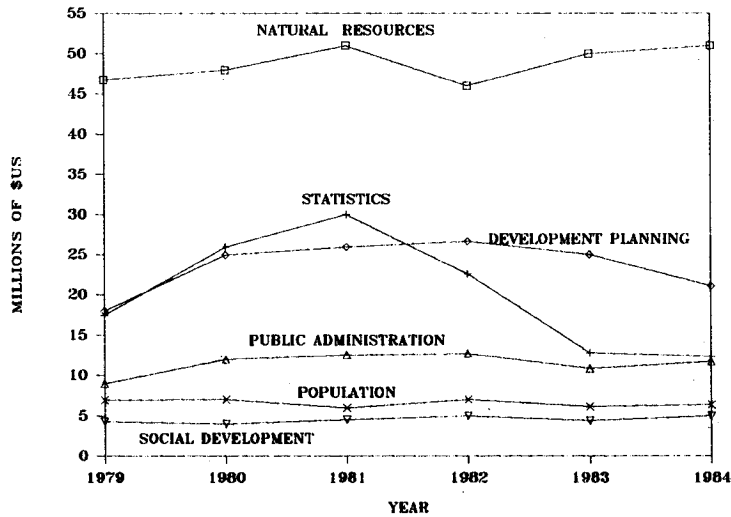


Figure 3.

### DTCD EXPENDITURES BY REGION

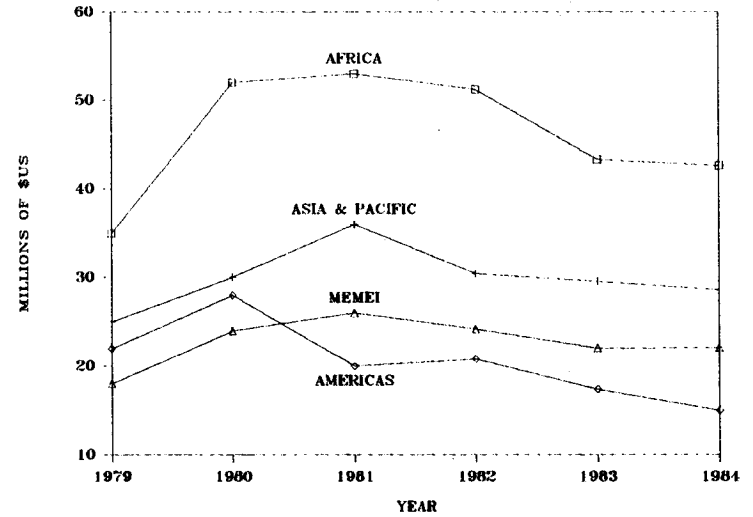


Figure 4.

Table 7 Number of international project personnel serving  
in the field during 1984

	<u>DTCD</u>	<u>ECA</u>	<u>ECE</u>	<u>ESCAP</u>	<u>ECWA</u>	<u>ECLA</u>	<u>UNCHS</u>	<u>UNIDO</u>	<u>UNCTAD</u>
<u>Summary by source of funds</u>									
UNDP	1 106	34	131	25	5	9	139	778	138
UNFPA	98	-	-	-	-	15	-	-	-
Regular Programme	79	24	-	12	7	13	16	52	3
Other	<u>107</u>	<u>400</u>	<u>-</u>	<u>77</u>	<u>5</u>	<u>41</u>	<u>41</u>	<u>506</u>	<u>40</u>
Total	<u>1 390</u>	<u>458</u>	<u>131</u>	<u>114</u>	<u>17</u>	<u>78</u>	<u>196</u>	<u>1 336</u>	<u>181</u>

Table 8 Number of fellowships placed during 1984

	<u>DTCD</u>	<u>ECA</u>	<u>ECE</u>	<u>ESCAP</u>	<u>ECWA</u>	<u>ECLA</u>	<u>UNCHS</u>	<u>UNIDO</u>	<u>UNCTAD</u>
<u>Summary by source of funds</u>									
UNDP	1 778		-	78	3	13	192	1 761	37
UNFPA	450		-	15	-	7	-	-	-
Regular Programme	306		-	-	-	-	6	178	-
Other	<u>1 100</u>		<u>-</u>	<u>5</u>	<u>-</u>	<u>52</u>	<u>70</u>	<u>227</u>	<u>-</u>
Total	<u>3 634</u>		<u>-</u>	<u>98</u>	<u>3</u>	<u>72</u>	<u>268</u>	<u>2 166</u>	<u>37</u>

Table 9 United Nations Department of Technical Co-operation for Development:  
Number of international project personnel serving in the field during 1984 by nationality

<u>Nationality</u>	<u>UNDP</u>	<u>Regular Programme</u>	<u>Other</u>	<u>UNFPA</u>	<u>Nationality</u>	<u>UNDP</u>	<u>Regular Programme</u>	<u>Other</u>	<u>UNFPA</u>
Afghanistan	1				Kenya			1	
Algeria	4			1	Korea, Democratic Rep. of			1	
Argentina	47	8	1	1	Kuwait	1			
Australia	14				Lao People's Democratic Republic	1			1
Bangladesh	2			2	Lebanon	2			2
Barbados	3				Liberia	2			
Belgium	57	1		4	Luxembourg	1			
Benin	1				Madagascar		1		
Bolivia	2				Malaysia	1		1	1
Brazil	6	3			Mali	1			1
British Virgin Islands	1				Mexico	1			
Bulgaria	4				Morocco	6			1
Burkina Faso				1	Nepal	2			
Burma	3				Netherlands	69	1		1
Cameroon	1				New Zealand	5			
Canada	49	6	3	2	Nicaragua	2			
Chile	36	1		3	Nigeria	1		1	
China	1		1	1	Norway	9			
Colombia	6				Pakistan	23	2	1	4
Congo	1	1			Peru	6			2
Cyprus	1				Philippines	7		4	
Czechoslovakia	9		2		Poland	16		1	1
Denmark	5				Portugal	5			2
Egypt	32	1	1	4	Republic of Korea			1	
El Salvador	3				Romania	5			
Ethiopia	4	1		1	Senegal	3	1		
Finland	8				Spain	8	1		1
France	103	10	2	6	Sri Lanka	11		1	
German Democratic Rep.	1				Stateless	2			
Germany, Federal Rep. of	45	4	2		Sudan	10		1	1
Ghana	5	1	1	2	Sweden	8		3	
Guatemala	2				Switzerland	5		5	
Guyana	1				Syrian Arab Republic	5			
Haiti	3				Thailand			3	
Honduras	3				Togo	1			2
Hungary	4				Trinidad and Tobago			1	
Iceland	3				Tunisia	6			
India	62	3	6	8	Turkey	2	2		1
Indonesia	1		1	1	Uganda	2			
Iran (Islamic Rep. of)			1	1	Undefined	38		5	9
Iraq	5	1		1	United Kingdom	64	9	13	5
Ireland	5		1		United States	120	15	17	11
Israel	7	1		2	Uruguay	15	1		3
Italy	55				USSR	7	1		1
Jamaica	2				Venezuela	2			
Japan	2	2	25		Viet Nam	5			
Jordan	4				Yugoslavia	10	1		3
					Zaire	1			
					Zambia	1			
					Grand total	1 106	79	107	98
						=====			

**Table 10 United Nations Department of Technical Co-operation for Development: international project**  
**Number of international project personnel serving in the field during 1984 by country or area of assignment a/**

Country or area of assignment	UNDP	Regular Programme	Other	UNFPA	Country or area of assignment	UNDP	Regular Programme	Other	UNFPA
Afghanistan	9			1	Malta			1	
Algeria	1				Mauritania	1			4
Angola	4			1	Mauritius			1	
Antigua	2				Mexico	14			
Argentina	9				Mongolia	1			1
Bahamas	5				Morocco	4		2	2
Bahrain	2			1	Mozambique	9			3
Bangladesh	17		1		Namibia	1		1	
Barbados	1				Nepal	3		1	2
Belize	4				Netherlands Antilles	2			
Benin	13			1	Nicaragua	11			
Bermuda	1				Niger	27			1
Bhutan	5				Nigeria	7			1
Bolivia	22		1		Oman	3			
Botswana	1			2	Pakistan	10			1
British Virgin Islands	2				Panama	20			
Burkina Faso	15		1	2	Paraguay	11			1
Burma	2				Peru	4			
Burundi	28	1		1	Philippines	10			
Cameroon	13		1		Portugal			2	
Cape Verde	9		4		Qatar	2			
Cayman Islands	3				Republic of Korea	4			
Central African Republic	13				Romania	10			
Chad	1				Rwanda	14			2
Chile	9				Saint Lucia	1			
China	27		7	7	Saint Vincent and the Grenadines	7			
Colombia	11		1		Samoa				2
Comoros	2			2	Saudi Arabia	46			
Cook Islands	1				Senegal	18			2
Costa Rica	6			2	Sierra Leone	7			1
Cuba	1				Singapore	3		1	
Cyprus	1				Somalia	20			6
Democratic Yemen	3				Sri Lanka	7			
Djibouti				1	Saint Christopher and Nevis	1			
Dominica	2				Sudan	6			1
Dominican Republic	21				Suriname	3			
Ecuador	16		1		Swaziland	3			
Egypt	4			2	Thailand	6			
El Salvador	2			1	Togo	9			3
Equatorial Guinea	13			1	Trinidad and Tobago	6			
Ethiopia	10			2	Trust Ter. Pacific	8			
Fiji			1		Tunisia	2			
Gabon	12				Turkey	9			
Gambia	15		4		Tuvalu	1			
Ghana	16				Uganda	4			1
Grenada	1				United Arab Emirates	9		1	
Guatemala	1				United Rep. of Tanzania	41		1	2
Guinea	6				Vanuatu	1			1
Guinea-Bissau	12				Venezuela	15			
Haiti	15			2	Viet Nam	9			
Honduras	6				Yemen	6			2
India	81				Yugoslavia	1			
Indonesia	9				Zaire	9			1
Iraq	7		5		Zambia	5			2
Ivory Coast	10				Zimbabwe	11			3
Jamaica	5				Caribbean	9			
Jordan	4			1	Global				
Kenya	24		1	3	Interregional	8	85	14	23
Kuwait	9				Regional Africa	22		2	
Laos People's Democratic Rep.	4			1	Regional Americas	36		1	
Lesotho	1		3		Regional Arab Bur.	33			
Liberia	5			1	Regional Europe		1		
Libyan Arab Jamahiriya	10				Regional Middle East				1
Madagascar	3		1		Regional Asia	3		54	
Malawi	30			2					
Malaysia	17		1						
Maldives	2								
Mali	44				Grand total	1 213	87	114	109

a/ Totals differ from those in table 9 where project personnel had more than one assignment during the year.

Table 11 United Nations Department of Technical Co-operation for Development:  
Number of fellowships placed during 1984 by nationality

<u>Nationality</u>	<u>UNDP</u>	<u>Regular Programme</u>	<u>Other</u>	<u>UNFPA</u>	<u>Nationality</u>	<u>UNDP</u>	<u>Regular Programme</u>	<u>Other</u>	<u>UNFPA</u>
Afghanistan	10	3		7	Lesotho	5	1	1	
Albania	4				Liberia	4		2	6
Algeria	1	1		2	Libyan Arab Jamahiriya	1			1
Angola	1			1	Madagascar	2	3		6
Anguilla	3				Malawi	57			
Antigua	3				Malaysia	10		2	2
Argentina	15	5	3		Maldives	2			
Australia			1	1	Mali	76	2	1	
Bahrain				1	Malta		1		
Bangladesh	40	1	3	2	Marshall Islands			1	
Barbados	1				Mauritania	2	4		1
Belize	3				Mauritius	2	1	2	1
Benin	57	2		6	Mexico	2		2	1
Bhutan	54	4			Micronesia			1	
Bolivia	8	9			Mongolia	6	2	4	7
Botswana				94	Morocco	5	4		4
Brazil	4		2	1	Mozambique	3	1		2
Bulgaria		16	5	2	Namibia		2	150	
Burkina Faso	20	2		4	Nepal	266		16	5
Burma	3	2	1	2	Netherlands	2	1	1	
Burundi	7	3	1	3	New Zealand	1			
Cameroon	7		2	2	Nicaragua	1	7	1	4
Cape Verde	6				Niger	12	3		2
Chad	53	1		1	Nigeria	9	1	4	
Chile	24	1		1	Oman	4	1		
China	47	6	20	71	Pakistan	59	3	2	8
Colombia	10	3			Panama	4	3		2
Comoros	7	1			Papua New Guinea	7	1		
Congo	4	5		5	Paraguay	1			
Costa Rica	13	1	1		Peru	12	15	1	
Cuba	4	12	4	5	Philippines	11	9	4	1
Czechoslovakia		2	1		Poland	15		1	
Democratic Yemen	6	4	2	3	Qatar	3			
Djibouti		1	1		Republic of Korea	9		2	1
Dominican Republic	1	7			Romania	44	4	1	13
Ecuador	7	4			Rwanda	11	2		2
Egypt	21	5	2	17	Sao Tome and Principe		8		3
El Salvador	6			42	Saint Vincent and the Grenadines	2			
Equatorial Guinea	2	1			Samoa			1	
Ethiopia	27	3	1	6	Saudi Arabia	7			
Fiji	1	1	1		Senegal	31	3		4
France	1		1	2	Seychelles			3	
Gabon	3	1		3	Sierra Leone	40			1
Gambia	5		2		Singapore	2			
Germany, Federal Rep. of	1				Somalia	6	1		1
Ghana	13	3	3	2	South Africa			706	
Greece		3	1	1	Sri Lanka	19	18	3	2
Grenada	2				Sudan	12	3	1	5
Guatemala	2	1		2	Swaziland	3			2
Guinea	11	1		4	Syrian Arab Republic	1	6	1	3
Guinea-Bissau		1			Thailand	11	12	5	1
Guyana		1	2		Togo	9	1		5
Haiti	9	4		3	Trinidad and Tobago	1			
Honduras	2			4	Tunisia	9			
Hungary			1	1	Turkey	58	4	1	
India	243	1	4	1	Uganda	9	2	1	
Indonesia	14		3	3	Undefined	13	1	5	17
Iran (Islamic Rep. of)		5	2	1	United Arab Emirates	1			
Iraq	4	5			United Kingdom	5		2	
Italy			1		United Rep. of Tanzania	43	1	6	5
Ivory Coast	1	1		6	United States			4	3
Jamaica	2	1			USSR			1	1
Japan			2	1	Venezuela	1	1		
Jordan	8	3		2	Viet Nam	11	13	2	1
Kenya	3	1			Yemen	3	1	6	5
Kuwait			1		Yugoslavia	3	13	11	2
Lao People's Democratic Republic	1	4			Zaire	21	2		5
Lebanon	1				Zambia	2		3	
					Zimbabwe	1	1	65	
					Grand total	1 778	306	1 100	450
						----			

**Table 12. United Nations Department of Technical Co-operation for Development:  
Number of fellowships placed during 1984 by country of study a/**

Country of Study	UNDP	Regular Programme	Other	UNFPA	Country of Study	UNDP	Regular Programme	Other	UNFPA
Algeria	5		1	3	Lesotho			175	
Argentina	6	2			Liberia			5	
Australia	22			3	Malaysia	4			
Austria	6	19			Mali	6			
Bangladesh	14				Mexico	19	1		6
Barbados	2				Morocco	37	5		
Belgium	24			25	Netherlands	32		2	3
Benin	43				New Zealand	4		1	
Botswana	3		27	94	Nicaragua				6
Brazil	12	26		4	Niger	60			
Bulgaria	2			10	Nigeria			20	
Burkina Faso	11				Norway	2			1
Burundi	1				Pakistan	3		11	
Cameroon	6	2	1	6	Panama	5			
Canada	65		22	5	Peru	3			1
Cape Verde	5				Philippines	14			
Chad	1				Portugal	3			6
Chile	9			5	Republic of Korea	6			
China	1			56	Romania			1	37
Colombia	4	4			Rwanda	5			
Congo	6	24			Saudi Arabia	4			
Costa Rica	13			10	Senegal	40			
Cuba	3				Sierra Leone	13		17	
Czechoslovakia	2			1	Singapore	1		1	
Denmark	7			2	Spain	14		1	
Ecuador	3				Sri Lanka	1		30	
Egypt	33		10	38	Saint Christopher and Nevis	3			
El Salvador				41	Swaziland			78	
Finland	3				Sweden	16		1	2
France	99		6	9	Switzerland	15		1	2
Gambia	2				Thailand	2			1
German Democratic Rep.				5	Togo	2			2
Germany, Federal Rep. of	37		1		Trinidad & Tobago	2			
Ghana	1		3		Tunisia	6			
Greece	1			3	Uganda	1		1	
Grenada			1		Undefined	1		2	1
Guatemala	2				United Arab Emirates	4			
Haiti	4				United Kingdom	173		38	9
Hungary				1	United Rep. of Tanzania	38		7	
Iceland	1				United States	495	1	359	74
India	320	5	78	7	USSR	6	215	83	
Indonesia	1				Uruguay	1			
Ireland	6		10		Vanuatu			1	
Italy	56			1	Venezuela	2			
Ivory Coast	15			4	Zaire	1			
Jamaica	2				Zambia	3	2	24	
Japan	7		41	2	Zimbabwe			42	
Jordan	32								
Kenya	6		8	6					
					Grand total	<u>1 951</u>	<u>306</u>	<u>1 110</u>	<u>492</u>

a/ Totals differ from those in table 11 where fellowships involved more than one country of study.

Table 13 United Nations Department of Technical Co-operation for Development:  
Project reports processed at Headquarters

I. <u>Project terminal reports</u> (35)	
BANGLADESH	Tax and customs administration fellowships, 163 pp.
BENIN	Recherches minières, 71 pp.
BURKINA FASO	Population and development planning, 521 pp.
CHINA	Geological interpretation of satellite photos, 18 pp. Strengthening of the Centre of Petro-Mineralogical Analysis of Geological Samples, 26 pp. Establishment of Inductively Coupled Plasma Spectrometry Laboratory, 20 pp.
CAPE VERDE	Investigación y desarrollo de recursos de agua, 44 pp.
ECUADOR	Establecimiento del sistema de control de gestión en el sector petrolero, 66 pp.
FIJI	Establishment and strengthening of a Hydrographic Survey Unit, 47 pp.
GHANA	Assistance in the proving of gold ore deposits at the Tarkwa Mine, 52 pp. Initial assistance to the Gold Action Committee, 13 pp. Assistance to the diamond industry, 12 pp.
GUINEA	Centre de Préparation de Projets, 20 pp.
INDIA	Mineral exploration in Madhya Pradesh, 68 pp. Geophysical data processing, 12 pp.
KENYA	Advisory services in petroleum, 10 pp.
MADAGASCAR	Assistance au Département de Hydrographie et d'Océanographie de l'Institut national de géodésie et cartographie (F.T.M.) 14 pp.
MALI	Exploitation des eaux souterraines en milieu rural, 151 pp.
MALAWI	Transit transport contingency planning, 49 pp.
NAMIBIA	Nationhood Programme: "Survey of water resources and requirements", 40 pp.
NEPAL	Establishment and strengthening of the Topographical Survey Branch, 63 pp. Mineral exploration phase II, 54 pp.
NICARAGUA	Reorganization del sistema presupuestario y de la administración de finanza publica, 44 pp.
QMAN	Women's component in pastoral community assistance and development, 113 pp.
PAKISTAN	Strengthening the Geological Survey of Pakistan, 49 pp.
ROMANIA	Highway construction, 28 pp.
SINGAPORE	Construction materials assessment, 34 pp.
SUDAN	Transport economist for Ministry of Transport and Communications, 37 pp. Strengthening of administration and financial management at provincial and local levels, 34 pp.
TOGO	Stratégie de l'aménagement des eaux, 46 pp.
TRUST TERRITORIES OF THE PACIFIC	Development Planning for the Federated States of Micronesia, 60 pp.
TURKEY	Assistance in Population Statistics, 26 pp. Establishment of a petroleum centre, 82 pp. Assistance to the light rapid-transit project of Ankara Municipality, 23 pp.
VANUATU	Assistance to the National Planning and Statistical Office, 30 pp.
II. <u>Technical reports</u> (12)	
BURKINA FASO	Recherches géologiques et minières dans les sillons birrimiens de Boromo et de Roundé, 72 pp.
INDIA	Ground-water studies in the Ghaggar River Basin in Punjab, Haryana and Rajasthan. (Vol. I), 407 pp. Mineral exploration and development in Kerala: gold, 48 pp. Mineral exploration and development in Kerala: graphite potential for pilot mining operations, 35 pp. Mineral exploration and development in Kerala: integrated mineral exploration over two project areas, 91 pp.
LESOTHO	Exploration for diamonds (phase I). Exploration for minerals (phase II), 266 pp.
NEPAL	Mineral exploration, Phase II, 266 pp.
PHILIPPINES	Geology of the Bandero-Umabay Area, Masbate Island, 30 pp. Geology of northern Agusan, Mindanao, 45 pp. Procedures manual: chemical sample collection and some field techniques, 24 pp. Stream sediment and soil orientation surveys in Taysan and Asiga prospects, 16 pp.
TOGO	Stratégie d'Aménagement des eaux, 205 pp.



Table 13 continued

III. Seminar reports (6)

Interregional	Technical co-operation among developing countries in ground-water resources development, 133 pp. Report of the International Meeting on Oilfield Development Techniques, Daqing, China, 69 pp. Towards integrated rural development. The search for effectiveness, 87 pp. Workshop on Geophysical Methods in Petroleum Exploration, 34 pp. Expert Group on Monitoring and Evaluation of Rural Development, 88 pp. Interregional Seminar in Regulatory Administration for National Development, 137 pp.
---------------	---

IV. Mission reports (10)

CHINA	Exploration, development and utilization of geothermal resources in Tianjin, 30 pp.
Interregional	Evaluation of small hydropower resources in developing countries, Fiji, 245 pp. Assistance in energy planning and institution-building in Liberia, 30 pp. Evaluation of small hydropower resources in Mauritius, 180 pp. Evaluation of small hydropower sites in Papua New Guinea, 191 pp. Report on the hydrology of Samoa, 65 pp. Evaluation of small hydropower sites in Solomon Islands, 98 pp. Evaluation of small hydropower resources in Somalia, 65 pp. Evaluation of small hydropower resources in least developing countries, 245 pp. Evaluation of small hydropower sites, 91 pp.

V. Contractor's reports (12)

ANGOLA	Energy resources survey, prepared by Energoprojekt, Consulting and Engineering Company, Belgrade, Yugoslavia
BANGLADESH	Water balance studies, north-east and north-west Bangladesh, prepared by Macdonald and Partners Limited, Cambridge, United Kingdom
BOLIVIA	Análisis económico emprendido en Bolivia con la asistencia del Programa, prepared by Leslie, Weiner and Co. Inc.
CHILE	Analysis, investment evaluation and training at regional level.. Feasibility study -- Transport between the Andean Capricorn region and the Pacific Coast ports, prepared by Norconsult in association with INECON
CHINA	Assistance to the Institute for International Economic Management, prepared by Harvard Institute for International Development
GAMBIA	Geophysical survey of the Gambia, prepared by Compagnie générale de géophysique, France
INDIA	Hydromechanics division at the Central Water and Power Research Station, prepared by Humphreys and Glasgow Limited
	Mineral exploration in Uttar Pradesh (Pottery Division Contract Research Report), prepared by British Ceramic Research Association Ltd.
MALAYSIA	Assistance to Keda: Integrated development of Keda region
REPUBLIC OF KOREA	Development of a public enterprise performance evaluation system, prepared by Institute for Development Research
TURKEY	Strengthening the Feasibility Studies Department of the Institute of Mineral Research and Exploration, prepared by Outokumpu Oy
VIET NAM	Repair and maintenance of diesel locomotives, prepared by Rail India, Technical and Economic Services Ltd.

Table 14 United Nations, Department of Technical Co-operation:  
Publications issued in 1984

Accrual accounting in developing countries, ST/ESA/SER.E/37, Sales No.84.II.H.2 E

Consolidated catalogue of publications on water resources from 1971 to 1981,  
ST/ESA/SER.E/39, Sales No. 84.II.A.15 E

Courses on population and development: Aspects of technical co-operation,  
ST/ESA/SER.E/39, Sales No. 84.II.A.1 E, F, S.

Enhancing capabilities for administrative reform in developing countries,  
ST/ESA/SER.E/31 E

Issues and priorities in public administration and finance in the Third  
United Nations Development Decade, ST/ESA/SER.E/34, Sales No. 83.II.H.4 E,S.

Macroeconomic monitoring and control of national development plans in  
least-developed countries, ST/ESA/145 F.

Management training of scientific and technical personnel in the public service  
of developing countries, ST/ESA/SER.E/35, Sales No.84.II.H.1 E

Natural Resources Forum, vol. 8, Nos. 1-4

Treaties covering the utilization of international water courses for purposes  
other than navigation, ST/ESA/141, Sales No.84.II.A.7 E, F.

Use of non-conventional water resources in developing countries (Natural  
Resources/Water Series No. 14), ST/ESA/149, Sales No. 84.II.A.14 E

Table 15. Investments related to UNDP/DICD projects by sector and year, 1971-1984<sup>a/</sup>  
(Thousands of dollars)

<u>SECTOR</u>	<u>1971</u>	<u>1972</u>	<u>1973</u>	<u>1974</u>	<u>1975</u>	<u>1976</u>	<u>1977</u>	<u>1978</u>	<u>1979</u>	<u>1980</u>	<u>1981</u>	<u>1982</u>	<u>1983</u>	<u>1984</u>	<u>TOTAL</u>
Water	74 090	88 100	63 950	114 680	111 890	139 380	132 600	20 300	141 980	80 540	600	98 401	40 453	65 832	1 172 796
Mining	94 070	11 920	186 360	124 630	78 900	54 400	179 870	1 580	8 300	31 510	-	32 854	54 117	830 497	1 689 008
Energy	12 580	8 460	27 840	26 190	86 160	162 740	42 470	140 940	19 660	105 900	10 160	84 987	518 166	252 596	1 498 749
Transport	18 760	3 610	139 760	289 760	9 000	-	200 950	117 860	960	21 310	5 750	-	80 120	-	886 840
Water transport	-	-	-	160	31 530	1 160	-	1 000	155 600	-	23 700	-	-	-	249 120
Housing physical planning	600	26 740	2 980	54 720	49 960	33 020	12 150	131 860	176 690	54 820	-	-	-	-	543 540
Development planning/ cartography	-	1 990	1 800	-	11 000	800	1 340	-	-	10 080	5 020	-	54 478	524 168	610 676
Public administrat.	640	2 720	3 610	-	-	-	-	-	-	2 940	-	-	-	-	9 910
Rural development	270	90	2 590	-	5 650	-	-	-	7 000	-	-	2 000	896	-	18 496
Tourism	45 500	12 330	26 160	4 550	14 300	6 000	18 500	-	-	-	-	-	-	-	127 340
<b>Total</b>	<b>246 510</b>	<b>155 960</b>	<b>455 210</b>	<b>646 060</b>	<b>401 830</b>	<b>397 500</b>	<b>587 880</b>	<b>413 540</b>	<b>510 190</b>	<b>307 100</b>	<b>45,230</b>	<b>218 142</b>	<b>748 230</b>	<b>1673 093</b>	<b>6 806 475</b>

<sup>a/</sup> Data provided by UNDP Division of Management Information Services

Table 16. Investments related to UNDP/DTCD projects by region, 1984  
 (Thousands of dollars)

Africa	139 703
Arab States	83 388
Asia	404 493
Europe	13 100
Latin America	1 032 409

Table 17. Investments related to UNDP/DTCD projects by multilateral investors  
1971 - 1984 a/  
 (Thousands of dollars)

<u>Investor</u>	
IBRD	\$ 707 640
IDA	565 040
Asian Development Bank	197 820
Inter-American Development Bank	329 374
African Development Bank	53 550
African Development Fund	16 499
Arab Fund for Economic Development	55 040
Arab Bank for Economic Development in Africa	2 500
European Development Fund	40 077
EEC	34 670
United Nations Capital Development Fund	14 932
OPEC Fund	9 000
Islamic Development Bank	7 700

Table 18. Investments related to UNDP/DTCD projects by selected  
bilateral investors 1971 - 1984 a/  
 (Thousands of dollars)

<u>Investor</u>	
Australia	\$ 8 480
Austria	14 250
Canada	67 410
France	162 338
Germany, Federal Republic of	75 470
Italy	107 360
Japan	50 330
Kuwait	83 395
Netherlands	26 840
Saudi Arabia	199 518
Sweden	18 500
Switzerland	17 080
United Arab Emirates	30 700
United Kingdom	60 770
United States	285 410
USSR	608 070

Table 19. 1984 Investment commitments related to UNDP/DTCD projects, 1984  
(Thousands of dollars)

Country and project	Source	Amount	Purpose of investment (Investment-related activities)	Country and project	Source	Amount	Purpose of investment (Investment-related activities)
<u>Argentina</u> ARG/83/002 Water resources development	IDB	30 000	Provision of equipment and expansion of Institute for Water Resources.	<u>Cyprus</u> CYP/77/009 Energy conservation and development	World Bank Government Electricity Authority	10 200 1 700 1 200	Creation of a solar and wind resources measurement network, test facilities, pilot and demonstration projects involving solar, wind and biogas energy applications. (Advice on the establishment of an institutional framework for energy development and planning and assisting in the design and implementation of pilot experimental and demonstration programmes relating to biogas, solar and wind energy.)
ARG/81/005 Informática hídrica			(Advice and assistance in the institutional strengthening of INCYTH and introduction of advanced technological equipment in INCYTH research centres).				
<u>Bolivia</u> BOL/77/005 Prospecting in selected areas	IDB	25 000	Development of small- and medium-scale mining. (Extensive prospecting for determining exploitable mining potential and quality thereof.)	<u>Democratic Yemen</u> RMB/80/031 Yemen joint project for natural resources	Arab Fund for Economic and Social Developm.	4 020	Preparation of base maps from satellite images, air-borne geophysical surveys, designing of metrological and water networks and an information system. (Collection and assessment of data and preparation of contract specifications for the preparation of unified geological, geophysical and hydrogeological maps of Yemen and Democratic Yemen.)
BOL/81/001 Economic analysis investment evaluation	IDB	14 250	Strengthening the planning systems and carrying out additional studies. (Formulation of long-term strategies, medium-term plans, and advice/ assistance in formulating investment plans, fiscal policies and evaluation thereof.)				
<u>Burkina Faso</u> UPV/74/009 Recherches minières dans les Bandes Birrimiennes de Borono et Houndé	IDA Government	7 400 800	Delineation of deposits and construction of ramp for access to deposits. (Carrying out search/research and determining probability of minerals in south-western part of Burkina Faso.)	<u>Djibouti</u> DJI/78/005 Test on geothermal fluids	World Bank Gov. Italy AFDB OPEC Fund Gov.	6 000 4 000 2 500 1 000 1 700	Drilling and other related operations in the Manle/Gaggade Area. (Advice and assistance in the exploration and development of geothermal resources.)
<u>Caribbean</u> RIA/82/023 Water resources development Caribbean	USAID	100	Installation of stream-flow gauges in rivers for creating database. (Advice in water development planning, improving water quality control capacity and designing/executing engineering works).	<u>El Salvador</u> ELS/78/005 Plan maestro de desarrollo y uso multiple de los recursos hidráulicos	IDB	399	Implementation of Lempa-Acahuapa irrigation project. (Preparation of detailed plans including compilation of information on costs of investment, area, and other relevant studies for 116 projects.)
<u>Central African Republic</u> CAF/83/006 Développement communautaire Canada	UNICEF	40	Providing equipment for audio-visual workshop and construction work. (Advice on promotion of integrated rural development and community participation in development activities).	<u>Ethiopia</u> ETH/80/009 Feasibility studies for small-scale hydro power dev.	UNCDF Italy	1 500 12 960	Development of rural electrification in Illubabor on the Sor River. (Complete feasibility studies for 3 small-scale hydro-electric plants on Sor Hoha and Ketto Rivers; bring to an advanced stage hydroelectric studies on rivers Gachab and Guma and initiate studies on River Wuyib, Genale and other rivers.)
<u>Chile</u> CHI/72/015 Petroleum exploration in central and south Chile	IDB ENAP Nat Petro G	48 000 72 000	Improvement of refineries, construction of a gas pipeline, and drilling of 7 exploratory wells in Magallanes basin (seismic studies leading to successful drilling in the Magellan Strait and on Tierra del Fuego leading to the identification of oil-fields in the area).	<u>Haiti</u> HAI/77/001 Reinforcement of ground-water	IDB IFAD France Japan IDB IFAD France KfW (Germany) Government	700 700 25 850 25 25 155 20 20	Provision of drilling machines and other equipment for drinking water. (Carrying out pilot studies for agricultural and agro-industrial development in the Plaine du Cul-de-Sac and drinking water in south-west peninsula and strengthening the hydrological services.)
CHI/79/004 Analysis, investment evaluation and training at regional level	IDB Government	125 000 115 000	Execution of various public works in different economic/social sectors and services (preparation of investment projects for facilitating development at the regional level).				
<u>China</u> CPR/81/044 Utilization of salt lake resources for the development of potash production	Government	150 000	Development of potash brines. (Identifying most appropriate technology for dry-harvesting of carnallite and of undertaking tests for the production of potash fertilizer.)	<u>Honduras</u> HON/82/001 Sistema nacional de planificación regional	United Kingdom	140	Construction of model hydraulic works. (Formulation of national planning system for regional and local development and evaluation of "plan maestro hidráulico".)
<u>Cuba</u> CUB/75/008 Centre for Research on the Laterites of the Northern Oriente Province	USSR	600 000	Construction of a nickel oxide treatment plant at Punta Gorda near Moca (designing construction and commissioning of a pilot plant for the production of nickel.)	<u>India</u> IND/71/594 Mineral surveys Uttar Pradesh	UP Mineral Development Corporation	36 557	Mineral development and setting up of mineral-based industries (calcium carbide, limestone, rock phosphate and silica) in Uttar Pradesh. (Conducted investigations and carried out pre-feasibility studies on deposits of industrial materials found at various locations throughout Uttar Pradesh.)

Table 19. (continued)

Country and project	Source	Amount	Purpose of investment (Investment-related activities)	Country and project	Source	Amount	Purpose of investment (Investment-related activities)
<u>Kenya</u>				<u>Saudi Arabia</u>			
KEN/82/002	IDA	11 760	Delineation and appraisal of lights in	SAU/80/13	Government	27 048	Strengthening the current spatial
Exploration of geothermal	Government	2 160	Eburru and Olkaria. (Detailed	Regional development			Planning process at metropolitan and regional level
energy, phase II	Kenya Power	2 544	reconnaissance of three sites at	planning			and preparing comprehensive directive plans.
	Company	12,740	Olkaria Eburru and Bogoria to				(Co-ordinating projects of action master plans
	Government	2 340	determine the economic viability of				regional development planning, urban and regional
	Kenya Power		utilizing geothermal fluids for power				information centres.)
	Company	2 756	generation and feasibility studies at				
			Olkaria.)	<u>Sierra Leone</u>			
<u>Korea</u>				SIL/79/009	UNDP	1 580	Construction of 150 shallow and
ROK/71/540	Government	79 300	Assist in the formulation of a national	Rural water supply	UNICEF	52	medium-depth water wells equipped with
Assistance in the develop.	proj.cities	4 000	comprehensive development plan and		Government	375	buckets and other related facilities at
of regional plans (phase II)			detailed physical plans including identification of		Villages	210	Kenema, Kailahun and Kono. (Establishing, equipping
			projects for various regions.				and operating a rural water supply system.)
<u>Malaysia</u>				<u>Somalia</u>			
MAL/81/012	Asian Dev.	45 000	Upgrading and improving five townships,	SOM/82/002	Government	30 000	Implementation of sectoral investment
Assistance to the Kedah	Bank		seven minor local centre, housing,	Assistance in development			Plans. (Preparing and/or providing
Regional Development	Asian Dev.	24 500	retain and service facilities.	planning (phase II)			assistance in preparing long-medium and short-term
Authority	Bank		(Identification, preparation and implementation of				plans and programmes identification of projects and
			projects in agriculture, small-scale industries and				review of contract documents and reports on project
			appropriate infrastructure, for the development of the				implementation.)
			Kedah regional development authority.)	<u>SOM/82/003</u>	IDA	2 500	Drilling of a gas well at Afgoi and
<u>Mali</u>				Strengthening of the	SOMARICO	200	mining exploration of uranium oxide.
MLI/82/005	European		Well drilling in Banamba for rural	geological survey			(Advice and assistance in assessing, promoting and
Exploration et exploitation	Development		water supply. (Identification of ground				(phase II)controlling the exploration and
des eaux souterraines en	Fund	2 500	water potential in northern Mali and				exploitation of geological and mineral resources.)
milieu rural (phase II)			advice and assistance in controlling drilling	<u>Thailand</u>			
			operations, standardizing drilling operation,	THA/77/010	Government	1 536	Development of hydropower generation in
			drilling equipment and use of underground water.)	Pre-investment studies	USAID	3 600	Northern Thailand. (Feasibility
				of small hydropower dams in			Studies for the establishment of ten
				Northern Thailand			hydro-power generation plants in
							Northern Thailand.)
<u>Mauritania</u>				<u>Yemen</u>			
MAU/77/002	Kuwait Fund	15 000	Provision of equipment and carrying out	YAR/80/031	Arab Fund	4 020	Preparation of base maps from satellite
Planification de	Saudi Arabia	5 250	water-related activities. (Determining	Yemen joint project for	for Economic		images, air-borne geophysical
l'utilisation de	Islamic Dev.		hydraulic-equipment needs, identifying	natural resources	and Social		surveys, designing of metrological and
des eaux	Bank	7 700	the type of works and determining the		Developm.		water networks and and information
			most appropriate and cost-effective				system. (Collection and assessment of
			methods of execution thereof for				data and preparation of contract
			meeting the water needs.)				specifications for the preparation of
<u>Mozambique</u>							unified geological, geophysical and hydrogeological
MOZ/81/010	MICO	50 000	Exploratory drilling and off-shore				maps of Yemen and Democratic Yemen.)
Assistance in petroleum			exploration in area covering 2100 sq km				
exploration			(advice and assistance in the formulation of new				
			strategy for petroleum exploration and preparing				
			terms and conditions for co-operation with				
			foreign-oil corporations).				

Table 20 United Nations Department of Technical Co-operation for Development  
Projects completed in 1984

Development planning

UNDP

AFG/76/003 Strength. the Rural Development Dept.  
AFG/77/004 Strength. government capability in planning  
DOM/81/001 Operative aspects of planning ECONS/EC  
ECU/81/001 Políticas Públicas  
HOK/82/006 Attachment in relation to youth work  
HDY/77/002 Planning  
RIA/83/023 Centro Latinoamericano y del Caribe de la Juventud  
SRL/78/038 Strength. of development planning  
STK/82/001 Assistance to National Bank  
UPV/79/005 Regional planning  
URU/80/002 Regional planning  
ZM/77/009 Assistance to Nat'l. Comm. Development Plan.  
GJA/83/006 Apoyo a la planificación del desarrollo

Trust funds

CVI/83/S12 Courses in public adm.  
INS/81/S11 Management training  
NAM/79/T28 Fellowships in public adm.  
NAM/82/T02 Training in public enterprise management

UNDP

BGD/79/003 Strengthening Co-operative Credit and Banks  
COL/83/001 Co-ordination and control of foreign credit  
SRL/81/008 Fellowship in tax administration  
VAN/82/001 Auditor General  
CKI/79/003 Assistance to Treasury  
INS/81/013 Financial systems development

Trust funds

BEN/81/X01 Programming  
BVI/80/X01 Socio-economic development planning  
BVI/83/X01 Socio-economic development planning  
DOM/82/X04 Operative aspects of planning  
ECU/82/X01 Planificación social  
ECU/82/X02 Planificación social  
GWI/79/X01 Strengthening of economic planning  
HON/82/X03 National - regional planning systems  
MAL/81/X02 Assistance to Regional Dev. Authority  
MLI/82/X03 Formation économique appliqué  
OMA/81/X01 Social development  
PAN/82/X03 Regional planning  
PAN/82/X05 Critical poverty  
RIA/81/X01 Estado actual de sistemas monetarios y financieros  
SEN/80/X03 Regional planning  
SEN/82/X01 Aménagement du territoire  
SEN/82/X02 Economic surveys and policies  
STV/82/X01 Socio-economic development planning  
TOG/83/X01 Assistance à la planification régionale  
LES/81/T39 Economic Adviser to the Prime Minister  
OMA/81/W02 Participation of women in national dev.  
RAS/84/X03 UNCRD and Tskai Bank Foundation

Trust funds

RAF/83/S13 Assistance to Group of States  
RAS/80/S06 Training and Advisory Services

Population

EGY/76/P05 Communication education  
INT/80/P17 Meeting of Directors of United Nations-Sponsored Centres  
MOZ/83/P03 Analysis of internal migration  
PAK/82/P18 Study of migration  
ROK/77/P02 Family plan programme  
ROM/83/P03 Seminar on youth  
TTP/80/P01 Assistance in demographic analysis  
URT/83/P04 Seminar for district planners

Energy resources

UNDP

ANG/79/003 Electricity system planning  
BZE/79/001 Energy development  
IND/74/077 Training of engineers in development of power systems  
IND/74/078 Hydro-power training  
IND/74/082 Study of power supply industry  
IND/74/083 Training of Indian engineers abroad  
IND/75/070 Dev. of extra high tension transmission system  
IND/75/071 Training in thermal power  
RLA/76/012 Central America energy programme - phase II

Statistics and legal

UNDP

SWA/80/006 Review of citizenship

Trust funds

CAR/81/X04 Development of statistics services in the East Caribbean  
LIB/77/X04 Statistical development  
NAM/81/X01 Establishing a statistics unit  
RAF/81/X01 Demographic and social statistics  
SUD/78/X01 Economic policy and planning

Trust Funds

BZE/79/X01 Energy development in Belize  
MOZ/80/X05 Assistance to Electricity Supply Corporation  
PER/83/X01 Technical-economic energy studies  
SWA/80/X01 Water and sewerage management  
INT/81/X01 Assist. in energy planning and institution-building in developing countries  
INT/82/X05 United Nations Workshop on Geophysical Methods in Petroleum Exploration  
BGD/84/S06 Advisory services for the preparation and formulation of projects included in the country programme  
FIJ/84/S03 Demonstration of small scale hydropower project  
GLO/82/S01 Research and recovery of intl. resource recovery  
RLA/77/S01 Central America energy programme  
RLA/78/S01 Development of non-conventional sources of energy  
RLA/79/S02 Development of non-conventional sources of energy

Water resources

UNDP

ARG/75/012 Navigation Study of the Paraguay River  
BEN/78/004 Co-ord. du Plan ntl. d'approv. en eau du milieu rural  
BGD/72/008 Hydrological survey  
BGD/74/009 Groundwater survey  
EGY/73/023 Assistance in hydraulic resources  
ETH/75/005 National Water Res. Commission (Phase II)  
KEN/80/004 Catchment conserv. and rehab. in the Lake Basin  
MAU/77/002 Planning the utilization of water resources  
RAF/79/048 Study Tour on Groundwater Expl. and Dev. (China)  
RAS/79/048 Meetings of Intl. River Orgs.  
THA/83/012 Eastern seaboard dev. prog.  
YEM/77/007 Engineering services

Public administration systems and training

UNDP

ALG/81/011 Computer study for the Parliament  
MAL/81/017 Consultancy training for the National Computer Institute  
MOR/84/003 Institut international des collectivités locales  
RLA/79/017 Assistance to Central American Inst. of Public Adm.  
RIA/82/001 Assistance to Latin American Centre for Development Administration  
SIL/73/001 Training in public administration  
THA/83/001 Development aid administration.  
UGA/80/011 Training in public service  
VAN/78/001 Study tour for govt. leaders  
YEM/82/012 Assistance to Ministry of Justice

Trust funds

BHA/78/X01 Water res. dev. and management  
BHA/79/X02 Water res. dev. and management  
BHA/82/X03 Water abstraction transp. and supply  
CAR/81/X01 Water res. dev. for small islands  
CAR/81/X02 Water res. dev. for developing islands  
CAR/81/X03 Water res. assessment, dev. and mgmt.  
CAR/82/X03 Water res. assessment, dev. and mgmt.  
QMR/78/X01 Groundwater expl.  
CVI/76/X03 Water resources management  
CVI/80/X01 Assoc. exp. in hydrogeology  
ETH/80/X01 National Water Res. Commission  
GBS/78/X03 Rural water supply  
GBS/78/X04 Alimentation en eau des zones rurales  
GBS/80/X01 Rural water res.  
HAI/82/X03 Support to underground water res. and exploration

Table 20 (continued)

HAI/82/X04	Support to underground water research	COL/81/X03	Base metals
LIR/78/X05	Water res. policy mngmt. and legislation	DOM/79/X01	Inst. strength. of the Mining Dept.
MLW/81/X07	Water resources	DOM/79/X05	Inst. strength. of the Mining Dept.
MLW/82/X01	Associate expert water resources dev.	DOM/80/X01	Inst. strength. of the Mining Dept.
RAS/81/S12	Inst. support of the Mekong Committee	DOM/81/X04	Eval./expl. in mining
GAM/78/T01	Watering points for livestock	ETH/78/X01	Strength. the geol. service
GAM/81/T01	Strengthening pump and bore hole maintenance system	GAB/79/X01	Geology and mineral exploration
MAU/78/T01	Water pump management	GAB/79/X02	Strength. of the geological service
MAU/80/T01	Water pump management	GAB/79/X03	Geological service
		GAB/80/X01	Associate expert - geology
		GAB/82/X01	Geology and mining
		GAB/82/X02	renforcement of geo. and expl. Service
		GHA/78/S01	Tarkwa School of Mines
		HAI/80/X01	Evaluation de trois zones
		INT/82/X04	I-R Workshop on Drilling
		LES/78/X03	Exploration for minerals
		LES/78/X04	Exploration for minerals
		LES/78/X05	Mineral exploration
		LES/78/X06	Exploration for minerals
		LES/79/X02	Exploration for minerals
		LES/79/X03	Exploration for minerals
		LES/81/X01	Tech. supp. for Dept. Mines and Geology
		MAR/83/W01	Cons. mission for assess. of mines
		MOZ/79/X02	Geology and mining
		MOZ/79/X03	Minerals and sand deposits
		MOZ/80/X02	Expl. of minerals in sand
		NIR/81/S17	Research and training in mineral expl.
		RAS/79/X03	Tin research and development
		RAS/81/X01	South-east Asia Tin Res. and Dev. Centre
		RAS/81/X04	Geo./mining
		RAS/82/X01	Expl. geologist
		RWA/77/X01	Geologist/geophysicist
		RWA/77/X04	Minerals survey
		RWA/79/X02	Associate expert - Min./petrologist
		RWA/79/X03	Geologist
		RWA/81/X01	Associate Expert - geology
		RWA/83/X03	Geology and mining
		SQM/79/X02	Strength. of the geo. service
		SQM/81/X01	Strength. of the geo. service
		SQM/82/X03	Strength. of the geological survey
		SQM/82/X05	Strength. of the geological survey
		SQM/83/X04	Geology and mining
		THA/82/S01	Investigating modern office min. tech.
		UPV/76/X04	Mineral survey
		UPV/78/X01	Mineral research
		UPV/79/X01	Recherches minières
		URT/77/X02	Mineral exploration NW part of U. Rep. of Tanzania
		URT/78/X05	Geology
		URT/79/X02	Geology and mining
		URT/80/X01	Mineral exploration

Minerals

UNDP

ANG/78/017	Institution-Strength. for min. expl.
ARG/77/008	Bajo la Alumbra (Phase I)
ETH/71/537	Strengthening of Geological Service
GRE/77/007	Technical supp. to the Inst. of Gold Engineering & Mining
IND/75/052	Min. expl. in Madhya Pradesh
LES/73/021	Exploration for diamonds
PAK/82/012	Expansion of Dandot Colliery
SIN/80/010	Constr. material assessment
SRI/83/001	Marine geology
SUR/82/008	Assistance in gold mining

Trust funds

ANG/79/X02	Inst.-Strength. for min. expl.
ANG/79/X03	Inst.-Strength. for min. expl.
ANG/79/X05	Geology and Mining
BDI/77/X01	Recherches minières
BDI/77/X02	Minerals survey
BDI/77/X04	Minerals survey
BDI/80/X01	Minerals survey
BDI/80/X06	Associate expert
BDI/80/X07	Minerals survey
BDI/82/X04	Geology and mining
BDI/82/X07	Geology and mining
BEN/77/X03	Minerals survey
BEN/79/X01	Minerals survey
BEN/82/X01	Recherches minières
CHD/76/X09	Mineral survey
CMR/78/X02	Mineral survey
CMR/78/X03	Minerals research in Eja region
CMR/78/X05	Minerals research
CMR/81/X02	Minerals research, phase III
COL/81/X02	Base metals



Table 21 United Nations Department of Technical Co-operation for Development  
Cost of equipment ordered by country of procurement  
 (United States dollars)

<u>Country</u>	<u>Cost of equipment ordered</u>	<u>Country</u>	<u>Cost of equipment ordered</u>
Afghanistan	3 609	Madagascar	47 608
Angola	1 027	Malawi	177 066
Australia	110 587	Maldives	6 700
Austria	118 471	Mali	180 468
Bangladesh	133 009	Mauritania	17 495
Belgium	57 537	Mauritius	51 105
Benin	96 478	Morocco	189 684
Bolivia	2 000	Mozambique	26 231
Brazil	1 780	Nepal	4 778
Burkina Faso	124 084	Netherlands	524 415
Burma	126 914	Netherland Antilles	6 548
Burundi	49 313	New Zealand	6 279
Cameroon	17 618	Niger	68 826
Canada	578 744	Norway	57 778
Cape Verde	4 400	Pakistan	11 099
Central African Republic	46 300	Panama	31 914
Chile	9 025	Paraguay	9 500
China	46 543	Peru	335 219
Colombia	28 130	Philippines	4 550
Costa Rica	64 054	Puerto Rico	9 540
Czechoslovakia	13 390	Qatar	6 275
Democratic Yemen	9 060	Romania	16 093
Denmark	32 974	Saudi Arabia	55 921
Dominican Republic	6 713	Senegal	19 762
Egypt	55 769	Seychelles	7 958
Equatorial Guinea	49 913	Sierra Leone	31 980
Ethiopia	6 167	Singapore	433 019
Fiji	3 252	Sao Tome and Prince	5 500
Finland	12 383	Somalia	3 200
France	1 119 513	Spain	98 936
Gambia	19 339	Sri Lanka	3 674
German Democratic Republic	130 855	Saint Christopher and Nevis	600
Germany, Federal Republic of	1 113 228	Saint Vincent and the Grenadines	5 779
Ghana	28 903	Sudan	4 525
Guatemala	54 705	Swaziland	12 854
Guinea	2 500	Sweden	435 818
Guinea-Bissau	31 543	Switzerland	536 399
Haiti	15 953	Thailand	275
Honduras	67 800	Togo	76 795
Hong Kong	212 114	Trinidad and Tobago	35 000
India	71 727	Tunisia	148
Indonesia	11 017	Turkey	1 786
Ireland	111 977	Trust Territory of Pacific Islands	2 800
Italy	532 563	Union of Soviet Socialist Republics	9 771
Ivory Coast	13 406	United Kingdom	3 506 995
Japan	1 534 130	United Republic of Tanzania	7 050
Jordan	45 000	United States	8 625 060
Kenya	20 576	Uruguay	6 000
Lao's People's Democratic Republic	12 749	Venezuela	54 007
Liberia	154 331	Zimbabwe	1 782

**Table 22 United Nations, Department of Technical Co-operation for Development:**  
**cost of subcontracts by country of subcontractor**  
(US dollars)

Project Number	Country of subcontractor	Amount of contract	Project number	Country of subcontractor	Amount of contract
<b>A. UNDP funds</b>					
ARG/83/013	Argentina	15 000.00	PAR/82/007	Paraguay	90 000.00
BEN/81/008	Switzerland	4 500.00	PHI/79/004	United Kingdom	27 500.00
BEN/77/006	Benin	2 500.00	PHI/79/004	United Kingdom	25 500.00
BDI/81/014	Kenya	90 700.00	RAF/82/002	United Kingdom	7 000.00
BGD/80/018	Sweden	297 000.00	RAS/74/002	Japan	13 159.34
BOL/81/001	Bolivia	21 500.00	SOM/82/003	United Kingdom	19 875.00
BOL/81/001	Bolivia	11 500.00	SOM/82/003	United Kingdom	6 000.00
CAR/80/002	Caribbean	87 233.00	URT/81/035	Switzerland	8 236.70
CAR/80/002	<b>Saint Vincent and the Grenadines</b>	4 481.00	ZAI/83/001	Zaire	352 500.00
CHI/79/004	Chile	63 103.00			
CMR/81/005	France	34 809.00	<u>Prior award devised in 1984</u>		
CMR/81/005	Cameroon	6 452.00	CMR/81/005	Canada	85 000.00
COL/74/002	Colombia	26 000.00	ETH/78/007	New Zealand	1,166 195.00
COS/81/001	Costa Rica	2 425.00	MLI/80/005	France	1,508 556.59
CPR/80/028	<b>United States</b>	74 947.00	RAB/80/014	United Kingdom	186 330.00
GUA/83/007	Norway	346 929.00	THA/82/002	Italy	259 000.00
GUI/77/008	Guinea	15 375.00			
GUI/77/008	Guinea	15 662.00	<b>B. UNFPA funds</b>		
HAI/79/001	Haiti	25 300.00	AFG/82/P01	Afghanistan	1 000.00
IND/82/023	Finland	161 207.00	BAR/80/P01	Barbados	2 500.00
IND/82/026	Canada	294 208.00	MAL/79/P01	Malaysia	2 000.00
INS/81/058	Australia	34 809,52	MAL/79/P01	Malaysia	2 500.00
IRA/82/006	<b>Federal Republic of German</b>	36 770.86	SOM/80/P02	Kenya	3 000.00
MLW/80/030	<b>United Kingdom</b>	1,346 929.00			
MOR/83/003	France	30 000.00	<b>C. Regular budget funds</b>		
MOZ/81/010	<b>United States</b>	88 000.00	GLO/78/R01	Senegal	75 000.00
NEP/82/007	India	8 000.00			
NIC/82/002	Canada	235 000.00	<b>D. Trust funds</b>		
PAK/80/033	<b>United States</b>	116 522.00	RAS/74/X02	Japan	2 970.00
PAK/80/033	Singapore	195 190.00	RAS/74/X02	Japan	1 660.00
			RAS/74/X02	Japan	4 450.00
			RAS/74/X02	Japan	990.00