

# UNITED NATIONS DEVELOPMENT PROGRAMME



# UNDP

Distr.  
GENERAL

DP/1983/18/Add. 2  
26 April 1982

ORIGINAL: ENGLISH

GOVERNING COUNCIL  
Thirtieth session  
June 1983, New York  
Agenda item 6 (a)

## UNITED NATIONS TECHNICAL CO-OPERATION ACTIVITIES

### STATISTICAL INFORMATION FOR 1982

#### Report of the Secretary-General

#### CONTENTS

	<u>Page</u>
Explanatory Note .....	3
Programme Delivery .....	4
<u>Tables</u>	
1. Project Expenditures by Organizational Entities of the United Nations .....	6
2. United Nations Regular Programme of Technical Co-operation, Expenditures .....	6
3. Project Expenditures by Source of Funds .....	7
4. Contributions Received for Financing Extrabudgetary Technical Co-operation Activities .....	8
5. DTCD: Project Expenditures by Field of Activity .....	9
6. DTCD: Project Expenditures by Region .....	9
7. Number of Experts Serving in the Field .....	11
A. Summary by nationality	
B. Summary by country or area of assignment	

	<u>Page</u>
8. Number of Fellowships Awarded .....	11
A. Summary by country or area receiving assistance	
B. Summary by host country or area of study	
9. DTCD: Number of Experts Serving in the Field, by Nationality of Expert .....	12
10. DTCD: Number of Experts Serving in the Field, by Country or Region of Assignment .....	13
11. DTCD: Number of Fellowships Awarded by Country or Area Receiving Assistance .....	14
12. DTCD: Number of Fellowships Awarded, by Host Country or Area of Study .....	15
13. DTCD: Project Reports Processed at Headquarters .....	16
14. DTCD: Publications Issued in 1982 .....	17
15. Investments Related to DTCD Projects, by Sector and Year .....	18
16. Investments Related to DTCD Projects, by Region .....	18
17. Investments Related to DTCD Projects, by Investors .....	18
18. Investments Related to DTCD Projects, by Selected Bilateral Investors .....	18
19. DTCD: Completed Projects - 1982 by Region .....	19
20. DTCD: List of Equipment ordered by Country of Procurement .....	22
21. DTCD: List of Subcontracts by Country of Subcontractor .....	23

### Figures

1. Trend in DTCD Total Project Expenditures .....	10
2. Trend in DTCD Project Expenditures, by Source of Funds .....	10
3. Trend in DTCD Project Expenditures, by General Field of Activity .....	10
4. Trend in DTCD Project Expenditures, by Geographic Branch .....	10

Explanatory Note

1. In response to Governing Council decision 79/22, the tables which follow include a summary of statistics on technical co-operation project activities of organizational entities of the United Nations, and detailed information for the Department of Technical Co-operation for Development (DTCD). The report has been prepared in a format largely consistent with two other reports currently before the Governing Council, documents DP/1983/6/Add. 3 and DP/1983/57, which contains basic programme data for work financed by UNDP, and information on agency regular budget and non-UNDP extrabudgetary technical co-operation activities.
2. Financial data in the present document has been derived from the interim financial statements for the twelve-month period of the 1982-1983 biennium ending 31 December 1982.
3. While previous reports excluded data on allocation income from UNDP, this report includes such income as contributions received in Table 4.

## I. Programme Delivery

4. In 1982 the organizational entities of the United Nations delivered a technical co-operation programme of \$303 million compared to \$297 million in 1981. This represents a 2 per cent increase in project expenditures.

5. Out of this the Department of Technical Co-operation for Development executed a programme amounting to \$127 million comprising more than 1400 projects compared to \$137 million in programme delivery in 1981. In the face of a decrease in approved budgets of 13 per cent the reduction in project expenditures of only 7 per cent was due to the Department's higher implementation rate of 84 per cent. The declining size of DTCD's programme, which resulted from the financial crisis experienced by DTCD's main funding partners in no way, therefore, represents maximum use of the Department's capacity to provide technical co-operation. The tables in the present document provide a detailed breakdown of the data.

6. The distribution of DTCD expenditures by source of funds reflects the severe reduction in the availability of funds from UNFPA which was only partly offset by an increase in trust funds. While the share of programmes funded by UNDP decreased by \$7 million to \$86 million in 1982, expenditures for UNDP-funded projects still represented 67 per cent of total delivery. UNFPA funding on the other hand amounted only to \$19 million, or 15 per cent, a decline of \$6 million in comparison with 1981 when it accounted for 19 per cent of all projects executed by the Department. Trust funds amounted to \$16 million and contributed 13 per cent to total delivery; \$6 million or 5 per cent of the programme was financed from the United Nations Regular Programme.

7. Cutbacks in the availability of resources from UNDP and UNFPA were translated into reduced programmes for all geographic regions with the exception of the Americas where the level of expenditures increased slightly from \$20 million in 1981 to \$21 million or 16 per cent, due to increased government cost sharing. The programme for Africa remained the largest, accounting for \$51 million or 40 per cent. Expenditures in Asia amounted to \$30 million or 25 per cent, while those in the Middle East and Europe regions, including interregional and global projects, totaled \$24 million or 19 per cent.

8. The sectoral breakdown of the programme, reflecting the aggregate of government priorities within the sectors covered by the Department, changed only slightly, with the exception of projects in statistics which decreased from \$30 million to \$23 million, with a corresponding drop from 22 per cent to 18 per cent of the programme. Thus, natural resources and energy projects remained 37 per cent of the programme or \$47 million while projects in development planning increased from 20 to 21 per cent with expenditures of \$27 million. Projects in public administration also increased from 9 to 10 per cent with expenditures of \$13 million, and expenditures for projects in the field of population went up slightly to \$7 million or 6 per cent of the programme implementation. Projects specifically in social

development represented 3 per cent or \$3 million. Fellowships under the United Nations Educational and Training Programme for Southern Africa (UNETPSA) and programmes in other sectors accounted for the remaining 5 per cent or \$7 million of expenditures.

9. There were also some variations in other components. The emphasis placed by the Department on the development of human resources was reflected in the reversal of the previous decline in the training component which increased from 13 per cent to 16 per cent of the programme with expenditures of \$20 million. Experts and consultants accounted for 54 per cent in comparison with 56 per cent in 1981 at a cost of \$69 million, while equipment and subcontracts dropped to 26 per cent with expenditures of \$33 million due mainly to a decrease in the cost of subcontracts placed. Miscellaneous components remained at a fixed cost of \$5 million or 4 per cent of the total.

Table 1. Project Expenditures by Organizational Entities of the United Nations  
(in thousands of dollars)

	Regular Programme	UNDP	UNFPA	Trust Funds	Total
DTCD	6,388	85,469	19,361	15,633	126,851
Other-United Nations	298 <sup>a/</sup>			11,551 <sup>b/</sup>	11,849
ECA	1,342	8,711	2,719	3,096	15,868
ECE	-	798	10	36	844
ECLA	523	1,811	2,099	3,031	7,464
ECWA	672	331	248	480	1,731
ESCAP	851	5,091	983	6,716	13,641
UNCHS	538	12,680	-	2,113	15,331
UNCTAD	260	14,430	-	1,603	16,293
UNIDO	<u>3,121</u>	<u>68,107</u>	<u>-</u>	<u>22,252</u>	<u>93,480</u>
Total	13,993	197,428	25,420	66,511	303,352

a/ Represents Human Rights Division portion of section 24 of the United Nations regular budget administered in Geneva.

b/ Comprises technical co-operation expenditure incurred against the following trust funds: United Nations Fund for Drug Abuse Control \$7,609,928, United Nations Namibia Programme for Namibia \$902,652 Voluntary Fund for the United Nations Decade for Women \$2,032,799 Trust Fund for the United Nations Centre on Transnational Corporations Technical Co-operation Programme \$866,316 and Trust Fund to Provide Advisory Services to Developing Countries in Matters of Policy, Laws, Regulations and Contracts Relating to Transnational Corporations \$139,771.

Table 2. United Nations Regular Programme of Technical Co-operation Expenditures  
(in thousands of dollars)

<b>A. Sectoral advisory services</b>	
Development strategies, policies and planning	1,826
General statistics	707
Public administration and finance	562
Natural resources	2,879
International trade	260
Population	-
Human settlements	538
Social development	414
Science and technology	-
Human Rights	<u>298</u>
Sub-total	<u>7,484</u>
<b>B. Regional and sub-regional advisory services</b>	
ECA	1,342
ECE	-
ECLA	523
ECWA	672
ESCAP	<u>851</u>
Sub-total	<u>3,388</u>
<b>C. Industrial development</b>	
UNIDO	<u>3,121</u>
Total	13,993

**Table 3. Project Expenditures by Source of Funds**  
(in thousands of dollars)

	DTCO	Other United Nations	ECA	ECE	ECLA	ECWA	ESCAP	UNCHS	UNCTAD	UNIDO
<b>A. UN Regular Programme of Technical Co-operation</b>										
1. Sectoral advisory services	6,388	298 <sup>a/</sup>	-	-	-	-	-	538	260	-
2. Regional and sub-regional advisory services	-	-	1,342	-	523	672	851	-	-	-
3. Industrial development	-	-	-	-	-	-	-	-	-	3,121
<b>Total A</b>	<b>6,388</b>	<b>298</b>	<b>1,342</b>	<b>-</b>	<b>523</b>	<b>672</b>	<b>851</b>	<b>538</b>	<b>260</b>	<b>3,121</b>
<b>B. UNDP</b>										
1. Indicative Planning Figure	83,510	-	8,651	798	1,811	331	4,963	11,814	14,351	63,629
2. Special Programme Resources	7	-	-	-	-	-	-	-	70	70
3. Special Measures for Least-Developed Countries	1,533	-	60	-	-	-	-	448	9	801
4. Government cash counterpart contribution	419	-	-	-	-	-	128	1	-	526
5. Special industrial services	-	-	-	-	-	-	-	417	-	3,081
<b>Total B</b>	<b>85,469</b>	<b>-</b>	<b>8,711</b>	<b>798</b>	<b>1,811</b>	<b>331</b>	<b>5,091</b>	<b>12,680</b>	<b>14,430</b>	<b>68,107</b>
<b>C. UNFPA</b>	<b>19,361</b>	<b>-</b>	<b>2,719</b>	<b>10</b>	<b>2,099</b>	<b>248</b>	<b>983</b>	<b>-</b>	<b>-</b>	<b>-</b>
<b>D. Trust Funds</b>										
1. UN Educational and Training Programme for Southern Africa	4,318	-	-	-	-	-	-	-	-	-
2. UN Fund for Namibia <sup>c/</sup>	519	903	-	-	-	-	-	-	-	-
3. UN in association with other executing agencies	914	-	d/	d/	d/	d/	d/	d/	d/	d/
4. Associate experts	4,793	-	-	-	-	-	-	691	-	954
5. Recipient governments and others	5,089	10,648	3,096	36	3,031	480	6,716	1,422	1,603	21,298
<b>Total D</b>	<b>15,633</b>	<b>11,551<sup>b/</sup></b>	<b>3,096</b>	<b>36</b>	<b>3,031</b>	<b>480</b>	<b>6,716</b>	<b>2,113</b>	<b>1,603</b>	<b>22,252</b>
<b>GRAND TOTAL</b>	<b>126,851</b>	<b>11,849</b>	<b>15,868</b>	<b>844</b>	<b>7,464</b>	<b>1,731</b>	<b>13,641</b>	<b>15,331</b>	<b>16,293</b>	<b>93,480</b>

<sup>a/</sup> Represents Human Rights Division portion of section 24 of the United Nations regular budget administered in Geneva.

<sup>b/</sup> See details in note b/ to Table 1.

<sup>c/</sup> Excludes UNDP-administered Trust Fund for the Nationhood Programme of the Fund for Namibia.

<sup>d/</sup> Not available.

**Table 4. Contributions Received for Financing Extrabudgetary Technical Co-operation Activities**  
(in thousands of dollars)

	DICD	Other United Nations	ECA	ECE	ECLA	ESCAP	ECWA	UNCBS	UNCTAD	UNIDO
<b>I. Unilateral and bilateral services</b>										
(i) Countries										
a) General contributions	9,570	11,112	3,410	-	1,134	7,375	281	987	648	15,722
b) Unilateral "self-supporting" contributions	2,603	-	-	-	-	-	-	1,696	84	6,050
(ii) Non-Governmental Organizations	-	-	15	-	( 19)	100	-	-	-	135
<b>II. Multilateral Sources</b>										
(i) United Nations System	107,101	-	11,568	844	3,962	6,436	947	13,096	14,777	71,219
(ii) Non-United Nations System	-	-	-	-	-	-	-	-	232	555
Various	-	-	-	-	431	-	-	-	-	-
<b>Total</b>	<b>119,274</b>	<b>11,112</b>	<b>14,993</b>	<b>844</b>	<b>5,508</b>	<b>13,911</b>	<b>1,228</b>	<b>15,779</b>	<b>15,741</b>	<b>93,681</b>



**Table 5. DTCD: Project Expenditures by Field of Activity**  
(in thousands of dollars)

	<u>Regular Programme</u>	<u>UNDP</u>	<u>UNFPA</u>	<u>Trust Funds</u>	<u>Total</u>	<u>% of Total</u>
Development Planning	1,826	21,573	-	3,334	26,733	21.1
Statistics	707	8,563	12,796	620	22,686	17.9
Public Administration and Finance	562	10,780	-	1,364	12,706	10.0
Natural Resources	2,879	39,935	-	3,939	46,753	36.8
International Trade	-	-	-	17	17	.01
Population	-	-	6,565	420	6,985	5.5
Human Settlements	-	630	-	9	639	.5
Social Development	414	2,724	-	286	3,424	2.7
Science and Technology	-	68	-	714	782	.6
Educational and Training Programme for Southern Africa	-	-	-	4,837	4,837	3.8
Transnational Corporations	-	368	-	93	461 <sup>a/</sup>	.4
Human Rights	-	-	-	-	-	-
Legal Affairs	-	243	-	-	243	.2
Ocean Economics	-	585	-	-	585	.5
Total	6,388	85,469	19,361	15,633	126,851	100.0

<sup>a/</sup> Implemented by the United Nations Centre on Transnational Corporations.

**Table 6. DTCD: Project Expenditures by Region**  
(in thousands of dollars)

	<u>Regular Programme</u>	<u>UNDP</u>	<u>UNFPA</u>	<u>Trust Funds</u>	<u>Total</u>	<u>% of Total</u>
Africa	47	37,077	5,248	8,900	51,272	40.4
Americas	139	17,054	2,112	1,550	20,855	16.4
Arab States	22	9,599	3,018	969	13,608	10.7
Asia and the Pacific	15	20,108	7,069	3,221	30,413	24.0
Europe	91	1,408	80	42	1,621	1.3
Interregional	5,672	223	1,742	911	8,548	6.7
Global	402	-	92	40	534	.5
Total	6,388	85,469	19,361	15,633	126,851	100.0

Figure 1. Trend in DDCD Total Project Expenditures  
(In millions of U.S. Dollars)

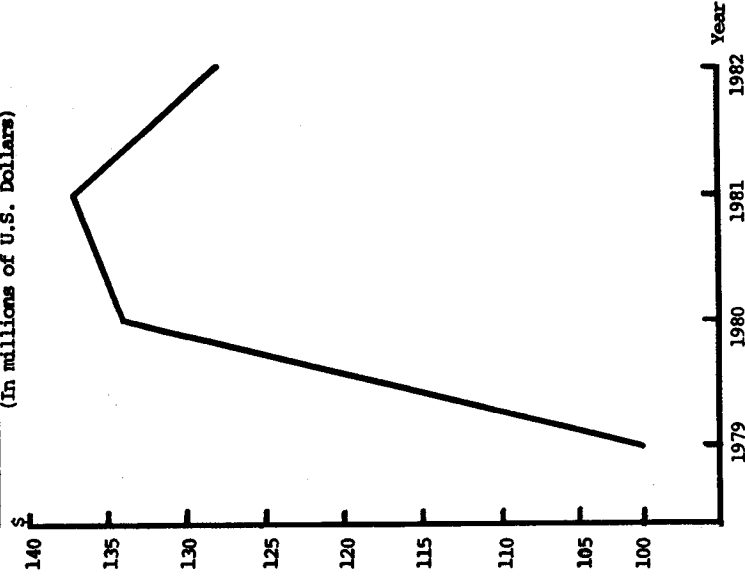


Figure 2. Trend in DDCD Project Expenditures,  
By Source of Funds  
(In millions of U.S. Dollars)

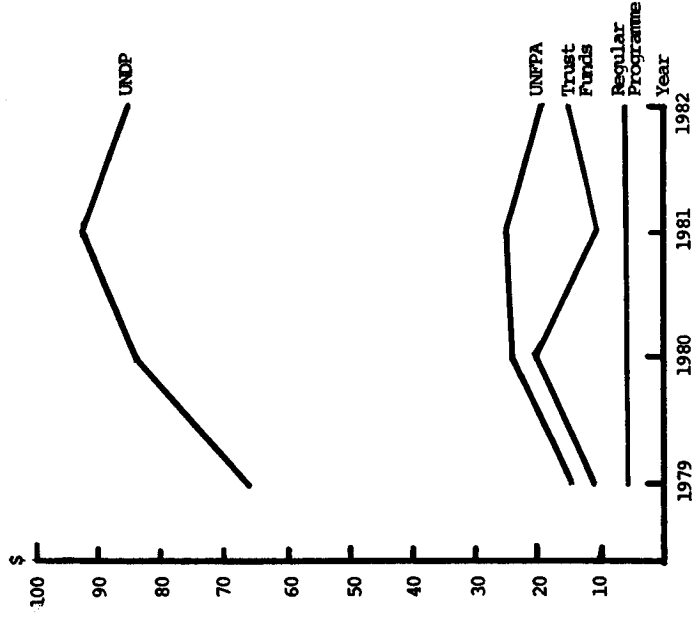


Figure 3. Trend in DDCD Expenditures,  
By Major Field of Activity  
(In millions of U.S. Dollars)

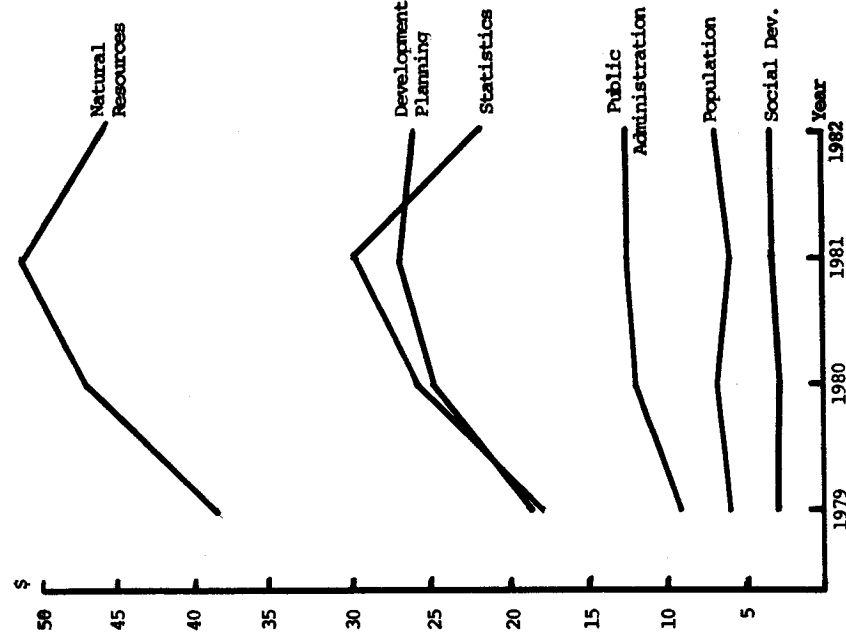


Figure 4. Trend in DDCD Expenditures,  
By Geographic Region  
(In millions of U.S. Dollars)

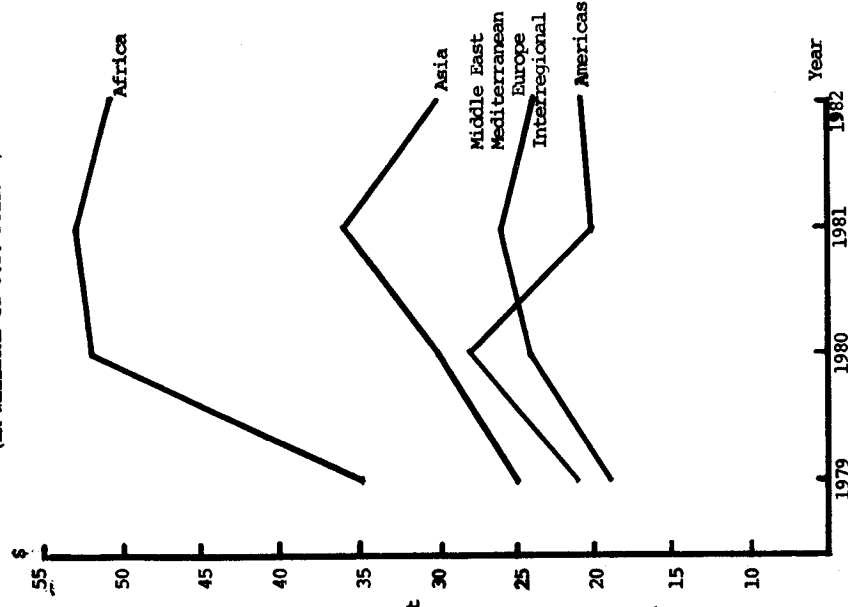


Table 7. Number of Experts Serving in the Field

	<u>DTCD</u>	<u>ECA</u>	<u>ECE</u>	<u>ESCAP</u>	<u>ECWA</u>	<u>ECLA</u>	<u>UNCHS</u>	<u>UNIDO</u>	<u>UNCTAD</u>
<b>A. <u>Summary by nationality</u></b>									
UNDP	864	59	99	120	5	13	150	871	319
Regular Programme	68	14	-	9	8	7	7	55	-
Other	<u>414</u>	<u>39</u>	<u>-</u>	<u>89</u>	<u>28</u>	<u>59</u>	<u>13</u>	<u>345</u>	<u>363</u>
Total	1,346	112	99	218	41	79	170	1,271	682
<b>B. <u>Summary by country or area of assignment</u> <sup>a/</sup></b>									
UNDP	886	59	99	120	5	13	171	996	292
Regular Programme	71	14	-	9	8	7	7	65	-
Other	<u>420</u>	<u>39</u>	<u>-</u>	<u>89</u>	<u>30</u>	<u>59</u>	<u>24</u>	<u>368</u>	<u>242</u>
Total	1,371	112	99	218	43	79	202	1,429	534

<sup>a/</sup> Totals differ from those in Table 7.A. when expert had more than one assignment during the year.

Table 8. Number of Fellowships Awarded

	<u>DTCD</u>	<u>ECA</u>	<u>ECE</u>	<u>ESCAP</u>	<u>ECWA</u>	<u>ECLA</u>	<u>UNCHS</u>	<u>UNIDO</u>	<u>UNCTAD</u>
<b>A. <u>Summary by country or area receiving assistance</u></b>									
UNDP	1,305	1	-	56	6	18	69	1,032	16
Regular Programme	157	-	-	-	-	-	11	118	-
Other	<u>1,266</u>	<u>-</u>	<u>-</u>	<u>-</u>	<u>-</u>	<u>55</u>	<u>7</u>	<u>96</u>	<u>-</u>
Total	2,728	1	-	56	6	73	87	1,246	16
<b>B. <u>Summary by host country or area of study</u> <sup>a/</sup></b>									
UNDP	1,482	1	-	56	6	18	76	1,545	16
Regular Programme	158	-	-	-	-	-	11	134	-
Other	<u>1,291</u>	<u>-</u>	<u>-</u>	<u>-</u>	<u>-</u>	<u>55</u>	<u>7</u>	<u>162</u>	<u>-</u>
Total	2,931	1	-	56	6	73	94	1,841	16

<sup>a/</sup> Totals differ from those in Table 8.A. when fellowship award provided for study in more than one country during the year

Table 9. DTCD: Number of Experts Serving in the Field, by Nationality of Expert

A - UNDP      B - Other Programme      C - Other

Country	A	B	C	Country	A	B	C
Afghanistan	2			Lebanon	6		2
Algeria	3		2	Liberia			2
Argentina	38	3	4	Luxembourg	1		
Australia	11	1		Madagascar	1		
Austria		1		Malaysia			1
Bangladesh	4	1	4	Mali	1		2
Barbados	1		1	Mexico	1		1
Belgium	23	1	51	Morocco	3		
Belize			1	Nepal			2
Benin			1	Netherlands	24		55
Bolivia	6		3	New Zealand	7		
Brazil	4		5	Nicaragua	3		
British Virgin Islands			1	Nigeria	2		2
Bulgaria	6			Norway	6		4
Burma	3			Pakistan	17	2	11
Canada	47	5	9	Panama			1
Cayman Islands	1			Peru	8	1	3
Chile	42	1	11	Philippines	12		6
China			1	Poland	25		4
Colombia	8		2	Portugal	8		1
Congo			1	Romania	3		1
Costa Rica			1	Saint Vincent and the Grenadines	2		
Cuba	1			Senegal	1		1
Cyprus		1		Singapore			1
Czechoslovakia	12	1	5	Spain	12		2
Democratic People's Republic of Korea	1		2	Sri Lanka	9		4
Denmark	1		4	Sudan	10	1	4
Egypt	27	1	8	Sweden	14	1	12
El Salvador	1			Switzerland	4	1	5
Ethiopia	3	1	2	Syrian Arab Republic	4		
Fiji			1	Thailand			2
Finland	3		6	Togo			2
France	64	9	18	Trinidad and Tobago	9		
Germany, Federal Republic of	14	2	10	Tunisia	4		2
Ghana	7		1	Turkey	5	2	2
Greece	1			Uganda	1		2
Guatemala	5			Undefined	16	1	2
Guyana	2			Union of Soviet Socialist Republics	20	1	
Haiti	3		1	United Kingdom of Great Britain and Northern Ireland	59	3	16
Honduras	1			United Republic of Cameroon	1		1
Hungary	5		1	United Republic of Tanzania			2
Iceland	3			United States of America	87	14	28
India	64	4	27	Upper Volta	1		
Indonesia			3	Uruguay	11	1	4
Iran (Islamic Republic of)	2	1	2	Viet Nam	3		1
Iraq	3	1		Yugoslavia	18	1	3
Ireland	2			Zaire			1
Israel	4	3	2				
Italy	6	2	14				
Jamaica	1						
Japan	1		10				
Jordan	7		1				
Kenya			3				
Kuwait	1						
Lao People's Democratic Republic	1			Grand Total	864	68	414

Table 10. DTCD: Number of Experts Serving in the Field by Country or Region of Assignment <sup>a/</sup>

A - UNDP B - Regular Programme C - Other

Country	A	B	C	Country	A	B	C
Afghanistan	8		1	Mauritius	1		
Angola	11		4	Mexico	11		
Antigua and Barbuda	8			Micronesia	3	1	7
Argentina	1			Mongolia	7		1
Bahamas	2		1	Montserrat	1		
Bahrain	3		2	Morocco			2
Bangladesh	19		2	Mozambique	11		9
Barbados	1		2	Namibia	5		7
Belize	2		1	Nepal	8		3
Benin	11		4	Netherlands Antilles	1		
Bhutan	1			Nicaragua	8		1
Bolivia	9			Niger	14		1
Botswana	1		3	Nigeria	10		2
British Virgin Islands	1		1	Niue	1		
Brazil			3	Oman	4		3
Burundi	17		12	Pakistan	8		
Cape Verde	4		3	Panama	13		4
Cayman Islands	3			Papua New Guinea			1
Central African Republic			2	Paraguay	4		4
Chile	14			Philippines	14		2
China	13		4	Qatar	2		
Colombia	9		2	Rwanda	19		8
Comoros	4		1	Saint Lucia	1		
Congo	1		2	Saint Vincent and the Grenadines	6		
Cook Islands	2			Samoa	3		3
Costa Rica	2		2	Sao Tome and Principe	1		1
Cuba	1			Saudi Arabia	31		1
Cyprus	4			Senegal	5		9
Democratic Yemen	3		4	Seychelles	1		2
Djibouti	3		4	Sierra Leone	11		1
Dominica	2		1	Singapore	3		
Dominican Republic	7		5	Somalia	12		10
Ecuador	15		4	Sri Lanka	5		3
Egypt	4		1	Sudan	11		6
El Salvador	23		5	Suriname	1		
Equatorial Guinea	2		4	Swaziland	7		2
Ethiopia	21		3	Syrian Arab Republic	1		
Fiji	1			Thailand	8		1
Gabon	1		5	Togo	7		9
Gambia	7		4	Tonga	3		
Ghana	9		1	Trinidad and Tobago	20		
Greece	1			Trust Territory of the Pacific Islands	1		7
Grenada	4			Tunisia	4		
Guatemala	7		2	Turkey	6		2
Guinea	7		2	Tuvalu	1		
Guinea-Bissau	13		2	Uganda	3		1
Haiti	10		5	United Arab Emirates	7		4
Honduras	10		8	United Republic of Cameroon	12		1
India	46			United Republic of Tanzania	12		7
Indonesia			2	Upper Volta	11		5
Iraq			8	Uruguay	3		
Ivory Coast	3		6	Vanuatu	4		
Jamaica	1			Venezuela	11		1
Jordan	6		2	Viet Nam	4		
Kenya	5		1	Yemen	4		4
Kuwait	8		1	Zaire	8		3
Lebanon	1			Zambia	5		4
Lesotho	4		7	Zimbabwe	16		
Liberia	7		2				
Libyan Arab Jamahiriya	8		1	Interregional	4	69	40
Madagascar	7			Regional Africa	12		5
Malawi	13		3	Regional Americas	12		7
Malaysia	5		3	Regional Asia	1		64
Maldives	2			Regional Europe		1	
Mali	13		7	Regional Middle East	25		
Malta	1		1				
Mauritania	3		5	Grand Total	883	71	419

<sup>a/</sup> Totals differ from those in Table 9 where experts had more than one assignment during the year.

Table 11. DTCD: Number of Fellowships Awarded by Country or Area Receiving Assistance

A - UNDP			B - Regular Programme			C - Other		
Country	A	B	C	Country	A	B	C	
Afghanistan	43	4	6	Malta			1	
Albania	3			Mauritania	4		2	
Algeria		3	3	Mauritius	12		1	
Angola			3	Mexico	6		2	
Antigua and Barbuda	1	1		Mongolia	1	3	2	
Argentina	5	1	5	Morocco		3	5	
Bahamas	1			Mozambique	3		3	
Bahrain	3		3	Namibia			162	
Bangladesh	31	3	4	Nepal	164	4	9	
Benin	8	3	1	Netherlands	1	1		
Bhutan	53	1		New Zealand	1			
Bolivia	6	1	3	Nicaragua	10			
Brazil	2		2	Niger	12	1	1	
Bulgaria	3	8	2	Nigeria	7		3	
Burma	3	1	3	Oman			2	
Burundi	14	3	4	Pakistan	76	4	8	
Canada		1		Panama	6	2	1	
Cape Verde			2	Papua New Guinea			1	
Central African Republic			1	Paraguay			2	
Chad	1	1	1	Peru	4	4		
Chile	19			Philippines	24	7	9	
China	29	4	27	Poland	6	2	1	
Colombia	14	1	1	Republic of Korea			2	
Comoros		1	1	Romania	4	4		
Congo	8	1	3	Rwanda		1	2	
Costa Rica	21	1		Sao Tome and Principe			7	
Cuba	2	1		Saint Lucia	1			
Cyprus		2		Saint Vincent and the Grenadines	2			
Czechoslovakia	2			Saudi Arabia	24			
Democratic People's Republic of Korea			1	Senegal	17		6	
				Sierra Leone	15	4	5	
Democratic Yemen	7	2	3	Singapore	2			
Dominica			1	Solomon Islands	3			
Dominican Republic	1			Somalia	5		4	
Ecuador	4	1	2	South Africa			446	
Egypt	11	4	22	Sri Lanka	14	7	4	
El Salvador	23			Sudan	5	4	9	
Equatorial Guinea	3			Suriname			1	
Ethiopia	24		5	Swaziland	1		2	
Fiji	2		3	Sweden			1	
France	3	1		Syrian Arab Republic	1	2	2	
Gabon			3	Thailand	7	8	7	
Gambia	8	1		Togo	14	3	5	
Ghana	15	3	1	Tonga	17			
Greece	11		1	Trinidad and Tobago	3			
Guinea	15	2	6	Trust Territory of the Pacific			5	
Guinea-Bissau	1	1	17	Turkey	45	1	3	
Guyana			2	Uganda	11		5	
Haiti	5		2	Undefined	12		13	
Honduras	16		5	United Arab Emirates	1			
Hungary		1		United Kingdom of Great Britain and Northern Ireland	11	1		
India	150	4	4					
Indonesia	27		13	United Republic of Cameroon	8		4	
Iran (Islamic Republic of)		3		United Republic of Tanzania	16	5	4	
Iraq	3	4	6	United States of America	2	5	4	
Ivory Coast			2	Upper Volta	11		2	
Jamaica	2		2	Venezuela		1	1	
Japan			2	Viet Nam	7		1	
Jordan	7	1	2	Yemen	1	2	52	
Lao People's Democratic Republic				Yugoslavia	6		1	
Lebanon	1			Zaire	14	1	6	
Lesotho	5		3	Zambia	4		2	
Liberia	9		7	Zimbabwe	2	1	246	
Libyan Arab Jamahiriya	1							
Madagascar	12		3					
Malawi	31							
Malaysia	2		5					
Maldives	1							
Mali	10	2	1	Grand Total	1,305	157	1,266	

Table 12. DTCD: Number of Fellowships Awarded by Host Country or Area of Study \*/

A - UNDP      B - Regular Programme      C - Other

Country	A	B	C	Country	A	B	C
Argentina	2		11	Mozambique			2
Australia	5		4	Namibia			16
Austria	1			Netherlands	24		3
Bangladesh	12			New Zealand	3		
Belgium	16		6	Nicaragua	1		
Benin	2			Nigeria			28
Botswana	11		42	Norway	4		30
Brazil	7		3	Oman	23		
Bulgaria	1			Pakistan	1		16
Burundi	4			Panama	13		
Canada	49		38	Papua New Guinea	4		
Chile	6		3	Peru	3		3
China	1	7		Philippines	23	1	9
Colombia	8			Poland	5		
Congo			1	Portugal	2		23
Costa Rica	49		4	Republic of Korea	1		
Cyprus			1	Romania			34
Democratic People's Republic of Korea	20			Saudi Arabia	1		
Dominican Republic	1			Senegal	22		3
Egypt			65	Sierra Leone			42
Ethiopia			1	Spain	11		1
Fiji	19			Sri Lanka	16		
France	98		7	Sudan	1		
Germany, Federal Republic of	20		1	Swaziland	1		61
Ghana			16	Sweden	4		4
Grenada	3		1	Switzerland	25		1
Honduras	1			Syrian Arab Republic			2
India	190		60	Territory of Hong Kong	1		
Indonesia	2		5	Thailand	29		5
Ireland	9		18	Trinidad and Tobago	1		
Italy	21			Trust Territories of the Pacific Islands			5
Ivory Coast	7		10	Uganda	2		1
Jamaica	4	1		Undefined	4	2	
Japan	32		22	Union of Soviet Socialist Republics	5	108	22
Jordan	26		5	United Kingdom of Great Britain and Northern Ireland	163		54
Kenya	6		3	United Republic of Cameroon	12		4
Lesotho			99	United Republic of Tanzania	6		9
Liberia			5	United States of America	377	1	364
Malawi		10		Upper Volta	5		
Malaysia	3			Venezuela	8		
Mali	1			Yemen			43
Mauritania	1			Yugoslavia	20	28	16
Mauritius	13		1	Zaire			1
Mexico	7		6	Zambia			39
Morocco	3		1	Zimbabwe			11
				Grand Total	<u>1,482</u>	<u>158</u>	<u>1,291</u>

\*/ Totals differ from those in Table 11 where fellowship awards provided for more than one country during the year.

**Table 13. DTCD. Project Reports processed at Headquarters**

**I. Project terminal reports (21)**

ARGENTINA:	Recursos Hídricos al Noroeste. 305 pp. Asistencia al Instituto Nacional de la Administración Pública, 37 pp. Mineral Exploration in the Province of Chubut. 228 pp. (Spanish/English).
BANGLADESH:	Limestone Exploration Study. 30 pp. + 1 fig. Ground-Water Survey. 50 pp + 1 fig.
BOLIVIA:	Proyecto Integrado de Recursos Hídricos - Cochabamba, 32 pp.
CARIBBEAN AREA:	Development of Statistics Services in the Eastern Caribbean. 44 pp. Economic Advisory Services to the OECS Member Governments. 105 pp.
COSTA RICA:	Apoyo a la Reforma Administrativa. 77 pp.
GAMBIA:	Strengthening of Statistics. 35 pp.
GUINEA-BISSAU:	Hydraulique Rurale. 178 pp.
GRENADA:	Legal Adviser. 16 pp.
INDIA:	Mineral Exploration and Development in Kerala. 68 pp + 1 fig.
MAURITANIA:	Planification de l'utilisation des eaux. 86 pp.
MEXICO:	Capacitación para el Desarrollo Económico y Social (PROCADE). 75 pp.
OMAN:	Budget Advisory Assistance. 78 pp.
SAMOA:	Hydro Data Collection. 37 pp.
SUDAN:	Maintenance of Essential Roads. 39 pp.
UNITED ARAB EMIRATES:	Population Census. 35 pp.
UNITED REP. TANZANIA:	Mineral Exploration in Northern Tanzania. 52 pp.
YUGOSLAVIA:	Investigations into the Possibility of Producing Oil from Oil Shales in the Aleksinac Basin by <u>in-situ</u> Retorting. 25 pp.

**II. Technical reports (5)**

BANGLADESH:	Groundwater Survey, Technical report, 303 pp.
COLOMBIA:	Proyecto Metales Básicos, Fase II. Mineralización de Cobre-Molibdeno en el Municipio de Acandí, Departamento del Chocó. 137 pp, 25 figs., 12 planchas.
LESOTHO:	Exploration for Minerals, Phase II. Technical report No. 2. Regional Geological Survey and Exploration for Diamonds. 130 pp.
PAKISTAN:	Groundwater Studies in Selected Areas of Baluchistan. Nari River Basin. Technical report No. 2, 264 pp.
TURKEY:	Strengthening DSI Groundwater Investigative Capability, Phase II. Technical report. Karst Waters of Southern Turkey. 267 pp.

**III. Seminars and mission reports (13)**

BENIN:	Recherches minières, Phase III. Etude des phosphates de la Mekrou. 111 pp.
BURUNDI:	Evaluation of Hydropower Resources in the Least Developed Countries. Report of Mission, 110 pp (French).
CARIB. SMALL ISLANDS:	Water Resources. Assessment Development Management. Proceedings of the Seminar on Small Island Water Problems. 6-11 Oct. 1980, Bridgetown, Barbados. 732 pp + 1,004 figs.
GUINEA:	Evaluation of Small Hydropower Resources in the Least Developed Countries. Report of Mission. 72 pp. (French).
INTERREGIONAL:	Study Tour of Peoples Communes in China. 15 Oct.-5 Nov. 1980. 36 pp. Projections démographiques: Problèmes et solutions. Rapport du Groupe d'études sur les projections démographiques. Budapest, Hongrie, 17-18 mars 1980. 325 pp. Energy Planning in Developing Countries. Report on a Symposium on Energy Planning. Stockholm, Sweden, 28 Sep.-2 Oct. 1981. 80 pp (English/French - 2 reports). Popular Participation. Report of an International Seminar. Ljubljana, Yugoslavia. 17-25 May 1982. 35 pp (English/French/Spanish - 3 reports).
MALI:	Evaluation de sites pour l'aménagement de petites centrales hydroélectriques. Report of Mission. 80 pp.
UNITED REP. TANZANIA:	Energy Planning. Report of Mission, 67 pp.

**IV. Contractor's report (10)**

ARGENTINA:	Bajo La Alumbra. Validation of a Preliminary Feasibility Study of the Bajo La Alumbra Copper Deposit. Final Report; and The Copper and Gold Deposit of Bajo La Alumbra. Prospectus. (Validación de un Estudio Preliminar de Factibilidad de los Yacimientos de Cobre de Bajo La Alumbra. Informe final; y El Yacimiento de Cobre y Oro de Bajo La Alumbra. Prospectus). (English/Spanish).
JORDAN:	Geothermal Exploration. Interpretation of Resistivity Data in Zerga Ma'in and Zara Hot Springs Area. By R.B. McEuen and H.T. Holcombe - Exploration Geothermics - San Diego, Ca.
MAURITANIA:	Prospection Geophysique Aeroportée de la Partie Centrale des Mauritanides. 100 pp. (E/F).
REG. AFRICA (NIGER):	Cartographie de l'occupation du sol de l'arrondissement de Say (One volume). By Institut Géographique National. Paris, France.
SRI LANKA:	Establishment and Operation of a Central Monitoring and Progress Control Unit. By Hunting Technical Services Ltd., England.
TOGO:	Stratégie d'aménagement des eaux. Rapport technique d'ensemble sur la confrontation des ressources et besoins en eau (3 volumes: Conclusions et recommandations; Cartes and Annexes) + 1 Atlas. By Laboratoire central d'hydraulique de France.
TUNISIA:	Les orientations et les moyens d'une politique des revenus pour les années 80 en Tunisie. By Centre de Recherche en Développement Economique de l'Université de Montréal.
TURKEY:	Establishment of a Rock and Soil Mechanics Test Centre. By Golder Associates (in 7 vols.)
UNITED REP. TANZANIA:	Acquisition of a Complete Helicopter. Geophysical Survey System for Mineral Exploration Program in N.W. Tanzania. By Urtec Limited, Toronto, Canada.
VIET NAM:	Feasibility Study of Four Dams. <u>Main Report, Volumes 1 and 2.</u> By Water and Power Consultancy Services (India) Ltd., New Delhi, India.



Table 14. DTCD: Publications issued in 1982

Development administration

Changes and Trends in Public Administration and Finance for Development, Second Survey, 1977-1979, ST/ESA/SER.E/27, (E, F), Sales No. E. 82. II. H.1.  
Curricula Design for Management Development: Report of an Expert Group Workshop held at Arusha, United Republic of Tanzania, 20-24 July 1981, ST/ESA/SER.E/29, (E), Sales No. E. 82. II. A.18.  
Elements of Institution-building for Institutes of Public Administration and Management, ST/ESA/SER.E/25, (E), Sales No. E. 82. II. H.2.

Natural resources and energy

Ground Water in the Eastern Mediterranean and Western Asia, Natural Resources, Water Series No. 9, ST/ESA/112, (E), Sales No. E. 82. II. A.8.  
International Maps of the World on the Millionth Scale, Status of publications sheets as of 31 March 1982, ST/ECA/SER.D/17, Supp. 1, (E/F).  
Report of the Third United Nations Conference in the Standardization of Geographical Names, vol. II, E.CONF.69/4, vol. II, (E/F/S), Sales No. E. 81. 1. 7.  
The Development Potential of Precambrian Mineral Deposits (Pergamon Press, Elmsford, New York, and London), (E).

Statistics \*/

Concepts and Methods in Energy Statistics, with Special Reference to Energy Accounts and Balances, ST/ESA/STAT/SER.F/29, (E), Sales No. E. 82. XVII. 13.  
Handbook of Household Surveys (in three parts), DP/UN/INT-79-020/2, (E), Sales No. E. 64. XVII. 13.  
International Trade Statistics: Concepts and Definitions, ST/ESA/SER.M/52/Rev. 1, (E, R), Sales No. E. 82. XVII. 14.  
National Household Survey Capability Programme: Non-Sampling Errors in Household Surveys: Sources, Assessment and Control, DP/UN/INT-81-041/2, (E).  
National Household Survey Capability Programme: Survey Data Processing: A Review of Issues and Procedures, CP/UN/INT-81-041-1, (E).  
Provisional Guidelines on Standard International Age Classifications, ST/ESA/STAT/SER.M/74, (E), Sales No. E. 82. XVII. 5.  
Sample Surveys of Current Interest (Fourteenth Report), ST/ESA/STAT/SER.C/15, (E), Sales No. E. 82. XVII. 9.  
Strategies for Price and Quantity Measurement in External Trade, ST/ESA/SER.M/69, (E, F, R), Sales No. E. 82. XVII. 3.

---

\*/ Published through the Department of International Economic and Social Affairs; with implications for technical co-operation activities.

Table 15. INVESTMENTS RELATED TO DTCD PROJECTS BY SECTOR AND YEAR a/  
(in thousands of dollars)

SECTOR	1971	1972	1973	1974	1975	1976	1977	1978	1979	1980	1981	1982 b/	Total
Water	74,090	88,100	63,950	114,680	111,890	139,380	132,600	20,300	141,980	80,540	600	285,304	1,253,414
Mining	94,070	11,920	186,360	124,630	78,900	54,400	179,870	1,580	8,300	31,510	-	3,118	774,658
Energy	12,580	8,460	27,840	26,190	86,160	162,740	42,470	140,940	19,660	105,900	10,160	33,867	676,967
Transport	18,760	3,610	139,760	289,760	8,000	-	200,950	117,860	960	21,310	5,750	149,140	955,860
Water Transport	-	-	160	31,530	35,970	1,160	-	1,000	155,600	-	23,700	-	249,120
Housing Phys. Plng.	600	26,740	2,980	54,720	49,960	33,020	12,150	131,860	176,690	54,820	-	-	543,540
Dev. Plng./Cartography	-	1,990	1,800	-	11,000	800	1,340	-	-	10,080	5,020	1,839	33,869
Public Administ.	640	2,720	3,610	-	-	-	-	-	-	2,940	-	-	9,910
Rural Develop.	270	90	2,590	-	5,650	-	-	-	7,000	-	-	-	15,600
Tourism	45,500	12,330	26,160	4,550	14,300	6,000	18,500	-	-	-	-	-	127,340
Total	246,510	155,960	455,210	646,060	401,830	397,500	587,880	413,540	510,190	307,100	45,230	473,268	4,640,278

Table 16. INVESTMENTS RELATED TO DTCD PROJECTS BY REGION 1971-1982 a/  
(in thousands of dollars)

Africa	953,995	Arab States	414,899	Asia	1,614,965	Europe	765,410	Latin America	932,719
--------	---------	-------------	---------	------	-----------	--------	---------	---------------	---------

Table 17. INVESTMENTS RELATED TO DTCD PROJECTS BY INVESTORS (1971-1982 a/)

Domestic Public	2,332,124	Inter-American Dev. Bank	86,050	European Development Fund	34,570
Domestic Private	48,780	African Development Bank	32,630	European Economic Community	31,590
IBRD	702,104	African Development Fund	12,250	UN Capital Development Fund	11,600
IDA	295,34	Arab Fund for Economic Dev.	40,000	OPEC	7,000
Asian Development Bank	117,420	Arab Bank for Econ. Dev.	25,000		

Table 18. INVESTMENT RELATED TO DTCD PROJECTS BY SELECTED BILATERAL INVESTORS (1971-1982 a/)

USA	203,000	UK	59,630	UAE	30,500	Netherlands	19,940
France	158,135	Italy	50,660	Sweden	18,250	Switzerland	7,080
Kuwait	68,395	Japan	49,480	Saudi Arabia	17,500	USSR	8,070
Canada	59,670	Germany, Fed. Rep. of	32,050	Austria	14,250	Australia	3,280

a/ Data provided by UNDP Division of Management Information Services

b/ Data provided by UNDP Investment Development Office

Table 19. DTCD: Completed Projects - 1982 by Region

Africa

UNDP		TUN/81/017	Strengthening of the Projects Division of the Ministry of Planning and Finance in the Management and Evaluation of Development Projects
BEN/76/004	Mineral Research (Phase III)		
CAF/80/001	Experts en Planification		
GBS/82/001	Preparatory Assistance - Emergency Assistance to Bijagos Islands (Inter-Agency mission)	UGA/81/002	Uganda Electricity Board
PRC/79/005	Administration Publique	UNFPA	
PRC/81/004	Negotiations avec transnationales	IVC/76/PO1	Training and Research
SOM/76/017	Somali Institute of Administration and Management	MAU/72/PO2	Demographic Census
SWA/77/009	Legal Assistance to the Department of Foreign Affairs (OPAS)	UPV/79/PO1	Population and Development Planning
URT/77/003	Mineral Exploration in North-West Tanzania	UPV/79/PO3	Demography and Development
URT/78/025	PA to the Regional Integrated Plan of Dodoma (RIDEP)	BDI/71/PO1	Population Census
URT/80/002	Mineral Exploration in Eastern Tanzania	CAF/78/PO1	Civil Registration
ZAM/72/024	Commissioner of Mines	GAB/77/PO2	Population Census
BDI/77/003	Mineral Survey (Phase III)	NIR/74/PO3	Technical Assistance in Economic Demography (University of Lagos)
COI/78/004	Assistance à la gestion et à la Planification du Développement	PRC/76/PO3	Improvement of Civil Registration System
ETH/71/537	Strengthening of the Geological Survey	KEN/74/PO3	National Family Planning Programme
MAG/79/008	Creation d'un Institut de Planification	LES/72/PO1	Advisory Assistance to Demographic Studies
MAG/80/012	Photographic Survey of the Pangalanes Canal	LES/73/PO1	Population Census
MLW/81/042	Energy Studies and Consultations	LES/74/PO5	Reporting and Registration of Births and Deaths
MOZ/78/007	Assistance to the Cartography Department	MAG/72/PO1	Demographic Census
TOG/76/007	Assistance in Planning and Development	RAF/73/P22	UNEAC Region Bureau
ZAI/75/009	Evaluation des Gisements de Phosphate dans le Bas-Zaïre	RAF/75/PO4	Demographic Regional Adviser (ECA)
ZAI/75/012	Formation dans la Télédétection	RAF/75/PO6	African Census Programme
ZAI/76/010	Administration Publique	RAF/78/PO2	Demographic Unit of Sahel Institute
ANG/79/002	Railway Electrification	RAF/78/PO9	Research on Impact on Women
CAF/82/006	Joint UNDP/FAO/DTCD Programme Mission	UGA/75/PO1	Development Population Research and Training Programme (ISAE), Makerere University
CMR/75/013	Transport Planning	URT/79/PO6	National Seminar - Population and Development
CMR/77/017	Mineral Research (Phase II)	URT/79/Pl2	Preparation for Integrated Rural Development Plan for Dodoma
CMR/77/022	Administrative Reform		
CVI/79/001	Groundwater Exploration and Development	UNDP Trust Funds	
DJI/81/009	Assistance Technique En Matière D'Approvisionnement et Commercialisation des Hydrocarbures Et D'Utilisation D'Autres Formes D'Energie	GAM/81/TO5	Outline of a Medium-Term Plan of Action to Combat Desertification
GAB/78/001	Renforcement Du Service Geologique Et Exploration Minière	LES/75/TO5	Civil Engineer (SIDA 11)
GBS/77/002	Development of Rural Water Resources	LES/75/TO8	Transport Commissioner (LES/SIDA/15/A/35/01)
		LES/75/TO9	Chief Training Officer (SIDA 18)
GHA/81/002	Initial Assistance to the Gold Action Committee	LES/79/TO1	Assistance to Ministry of Natural Resources and Energy
GHA/81/004	Assistance to the Diamond Industry Commission	NAM/79/T25	Training in Development Planning
KEN/79/002	Advisory Services in Petroleum	NAM/79/T34	Training in Public Enterprise Management
LIB/77/002	Economic Planning (Phase II)	NAM/81/TO2	Training in Public Enterprise Management
MAG/76/004	Urban Transport	EGI/82/TO1	Preparatory Assistance to Renewable Energy Projects
MAG/77/014	Geothermal Resources		
MAU/67/502	Strengthening of the Groundwater Service	UN Funds-in-Trust	
MOZ/80/001	Exploration of Economic Minerals in Beach Sand Deposits in Coastal Mozambique	LIB/77/X04	Statistical Development
SWA/78/018	Retirement Policy and Pension Scheme		

Americas

UNDP

CAR/79/001 Economic Advisory Services to the ECCM Member States  
DOM/80/009 Advisor on Census  
RLA/74/077 Statistics  
STL/80/001 Establishment of Commercial Branch to Development Bank  
CAR/75/010 Development of Statistical Services in the East Caribbean  
DMI/82/003 Economic Advisory Services to the ECCM Member States  
GRN/74/020 Legal Adviser (OPAS)  
GUY/79/005 Training in Priority Areas for Development  
SUR/81/003 Data Processing for the 1980 Population and Housing Census  
BOL/77/004 Statistical Development Programme  
BOL/78/003 National Planning  
BRA/79/001 Training in Tax Administration  
COL/78/005 Advisory Services to the National Planning Department  
COL/79/005 International Seminar on C.D.  
COL/80/015 Studies on Metro Train of Aburra  
ECU/78/013 Energy Institute  
ECU/78/018 Statistics  
ECU/78/021 Regional Planning  
ELS/78/010 Strengthening of the Planning System  
ELS/82/001 Administrative Reform  
NIC/80/004 Strengthening of the Statistical System  
PAN/80/004 Asistencia al Sistema Nacional del Desarrollo  
PAR/78/001 Planning System  
PAR/80/002 Paraguay River Navigation  
RLA/79/028 Strengthening Technical Co-operation  
RLA/79/047 Assistance to CLAD

UNFPA

RLA/78/P14 Improvement of Civil Registration and Vital Statistics

UN Funds-in-Trust

PAN/76/X04 Planning and Administration of Regional Development  
ARG/79/X03 Water Resources Data Bank

Asia and the Pacific

UNDP

BHU/81/015 Rural Development  
CKI/77/009 Assistance to Statistics Office  
FIJ/74/003 Fellowships in Hydrogeology and Mining  
HOK/78/001 Psychological Services/Prison Institutions of Hong Kong  
HOK/80/003 Study of Trucking Industry  
IND/71/069 National Academy of Administration  
IND/73/007 National Electricity System  
IND/74/007 Highway Planning  
IND/74/009 Ghaggar River Basin

IND/74/025 Technical Info - NBO  
IND/75/076 Advanced Techniques Reservoir Eng.  
MDV/78/001 Establishment of Department of Statistics within National Planning Agency  
MDV/80/001 Reconstituting the Maldivian Civil Services  
NIU/79/002 Assistant Secretary to Government Planning  
PAK/76/006 Strengthening of Regional Planning Institutions  
PNG/78/007 Transport Planning  
PNG/78/027 Foreign Service Fellowships  
PNG/80/003 Establishment of Training Courses at the Admin. Col. of PNG  
PHI/74/020 National Computer Institute  
SOI/76/001 Public Service Training  
SOI/81/001 Study Tours for Provincial Assembly Leaders  
SRL/78/013 Development of Financial Services and Logistical and Monitoring System for Accelerated Mahaweli Program  
SRL/79/062 Assistance to Plan Implementation  
TTP/75/001 Assistance in Development Planning  
TTP/80/001 Statistical Assistance to the Trust Territory of the Pacific Islands  
TTP/81/002 Development Bank Consultancy to Marshall Islands and FSM  
CPR/82/007 China Population Census  
INS/81/012 Assistance to the Central Bureau of Statistics  
INS/81/014 Institute of Hydraulic Engineering  
SPF/72/006 Economic Planning  
SPF/82/001 Modernization of Financial Administration  
BGD/76/005 River Research Institute  
BUR/73/017 Offshore Exploration for Tin  
BUR/79/005 National Centre for Computer Programme  
FIJ/74/002 Fellowships for Studies in Development  
IND/74/006 Training of Engineers in Long Span Bridges  
IND/75/025 Deep Drilling Technology  
IND/75/046 Mineral Exploration and Development in Kerala  
IND/75/107 General Consultancy for Oil Fields  
IND/77/008 Geophysical Data Processing  
IND/81/012 Training in Development Administration  
IND/81/013 Training in Development Economics  
IND/81/043 Tax Administration  
INS/81/010 Highway Planning (Phase II)  
NEP/76/002 National Accounts  
NEP/78/010 Mineral Exploration  
NIU/74/001 Fellowships for Administrative Course  
SAM/74/006 Hydrodata Collection  
SOI/79/001 Public and Business Administrative Training  
TON/80/005 Administrative Training  
VAN/81/001 Staff Survey of Public Service  
UNFPA  
MDV/81/P01 Analysis of Census Data  
CKI/76/P01 Population Census

LAO/79/P01 Demographic and Statistical Data Collection  
 MON/77/P03 Population and Housing Census Data Processing  
 SIN/72/P01 Family Planning Board Staff Training

## UN Funds-in-Trust

BRU/79/X01 National Accounts Adviser  
 MAL/81/X01 Development of Ore and Natural Gas Resources

Middle East, Mediterranean, Europe and Interregional (MEMEI)

## UNDP

PDY/79/002 Bedouin Development  
 QAT/80/001 Development of Statistical Services  
 SUD/78/009 IDEP Course on Economic Development  
 DJI/78/005 Geothermal Fluid Tests  
 EGY/73/023 Assistance to the Hydraulic Research and  
 Experiment Station, Delta Barrage  
 IRQ/72/008 Public Administration Reform and Development  
 JOR/72/028 Public Administration  
 LEB/81/003 Training in the Field of Modern Methods of  
 Petroleum Analysis  
 TUN/79/004 Formation Supérieure en Administration Publique  
 TUN/75/009 Physical Planning  
 SUD/78/011 Strengthening of Administration and Finance  
 Management at Provincial and Local Levels  
 SYR/78/006 Strengthening the Planning and Design.  
 Department of the Ministry of Commerce  
 BUL/79/002 Fellowships in the Fields of Competence of  
 UN/DTCO  
 CYP/80/001 Municipal Administration, Finance and  
 Legislation  
 CYP/80/003 Cyprus Government Centre  
 INT/79/020 National Household Survey Capability Programme  
 INT/79/905 Symposium on TCDC for Disabled Persons  
 JOR/82/001 Fellowship in Economics  
 KUW/79/001 Assistance in Development Planning  
 KUW/79/006 Improvement of Supply Management  
 KUW/81/004 Handicapped Sports  
 OMA/80/001 Budget Advisory Assistance  
 SYR/79/001 Advisory Team on Planning Implementation

## UNFPA

INT/80/F12 Base-Line Socio-Economic Information on the  
 Palestinian People  
 UAE/75/P01 Population Census  
 YYP/74/P01 Comprehensive Population Programme  
 YYP/79/P02 Workshop on Population Projections

## UNDP Trust Funds

INT/82/T04 UN Symposium on Coal for Electrical Generation  
 in Developing Country

## UN Funds-in-Trust

IRQ/80/X02 Baghdad Rapid Transit Authority  
 SAU/75/X02 Highways  
 SAU/75/X06 National Accounts and Economic Statistics  
 SAU/75/X07 Physical Planning  
 SAU/81/X02 National Accounts and Economic Statistics  
 NET/80/X01 Teaching Programmes and Procedures in  
 Family Therapy  
 INT/75/X11 Economic Co-operation Non-Aligned  
 Countries in Trade, Industry and  
 Transportation  
 INT/79/X01 UN Water Resources Planning Workshop  
 INT/80/X02 New and Renewable Energy Resources  
 INT/81/X01 UN Meeting on Petroleum Exploration  
 Strategies in Developing Countries  
 INT/81/X03 Symposium on Water Resources Management  
 in Industrial Areas  
 INT/81/X04 International Workshop on Energy Use  
 of Peat

Table 20. DTCD: Cost of Equipment Ordered by Country of Procurement  
(U.S. Dollars) \*

Country	Cost of Equipment Ordered	Country	Cost of Equipment Ordered
Antigua and Barbuda	\$ 1,055	Mauritania	19,126
Argentina	8,872	Mauritius	500
Australia	148,032	Mozambique	10,961
Austria	17,411	Namibia	826
Bangladesh	63,266	Nepal	22,055
Barbados	7,200	Netherlands	134,655
Belgium	87,085	New Zealand	1,763
Benin	35,690	Nicaragua	8,150
Bolivia	7,600	Niger	39,545
Botswana	11,850	Norway	23,025
Brazil	2,980	Pakistan	57,819
Bulgaria	90,320	Panama	2,500
Burundi	266,087	Paraguay	23,375
Canada	664,028	Peru	5,876
Cape Verde	1,000	Philippines	52,115
China	1,000	Poland	12,000
Colombia	209,505	Portugal	53,696
Comoros	5,208	Rwanda	34,688
Congo	1,000	Sao Tome and Principe	4,500
Costa Rica	600	Saudi Arabia	15,570
Democratic Yemen	4,800	Senegal	16,201
Denmark	62,221	Sierra Leone	1,420
Djibouti	29,222	Singapore	759,874
Ecuador	1,210	Somalia	3,848
Egypt	3,800	Spain	7,884
El Salvador	8,750	Sri Lanka	4,629
Equatorial Guinea	24,348	Sudan	17,936
Ethiopia	1,685	Suriname	50,266
Fiji	1,805	Swaziland	35,720
Finland	74,255	Sweden	450,880
France	904,820	Switzerland	491,730
Gabon	15,494	Syrian Arab Republic	54,000
Gambia	19,137	Territory of Hong Kong	108,490
Germany, Federal Republic of	1,107,759	Thailand	51,630
Guatemala	61,106	Togo	62,500
Guinea-Bissau	70,504	Turkey	1,360
Guinea	890	Uganda	20
Haiti	31,818	Union of Soviet Socialist Republics	2,610
Honduras	44,070	United Kingdom of Great Britain and Northern Ireland	2,827,230
India	11,706		
Indonesia	131,121	United Republic of Tanzania	4,700
Iraq	17,500	United States of America	12,183,730
Italy	73,115	Upper Volta	42,950
Ivory Coast	45,000	Uruguay	29,830
Japan	1,599,786	Vanuatu	10,610
Jordan	80,000	Viet Nam	1,400
Kenya	19,788	Yemen	11,800
Lao People's Democratic Republic	29,149	Zaire	228,800
Liberia	77,394	Zimbabwe	138,200
Madagascar	124,892	Others (Interregional)	238,200
Malawi	138,608		
Malaysia	60,000		
Mali	345,873	Total	25,204,100

\*/ Source of Fund: UNDP Indicative Planning Figure (IPF), Programme Reserve, Special Measures Fund for Least Developed Countries, Special Industrial Services, Government Cost Sharing, UNFPA, (PA), Regular Programme (R and Funds-in-Trust).

Table 21. DTCD: Cost of Subcontracts by Country of Subcontractor  
(U.S. Dollars) \*/

Project Number	Country of Subcontractor	Amount of Contract	Project Number	Country of Subcontractor	Amount of Contract
<b>A. UNDP Funds</b>					
ARG/81/005	Argentina	49,700.00	GUI/77/010	Guinea	30,751.00
BDI/81/007	United Kingdom	1,974.14	GUI/77/008	Guinea	8,000.00
BDI/81/007	Belgium	979.59	GUI/77/008	Guinea	26,650.00
BDI/81/007	Belgium	1,657.46	HAI/79/001	Haiti	19,000.00
BDI/81/007	United Kingdom	2,316.38	HAI/79/001	Haiti	8,000.00
BDI/81/007	Belgium	1,657.46	KEN/82/001	Kenya	39,900.00
BOL/81/001	USA	200,000.00	MAG/80/012	Madagascar	22,422.00
COL/76/030	USA	17,000.00	MLI/79/003	Upper Volta	18,000.00
CPR/80/028	USA	12,420.00	MLI/82/017	Mali	700.00
EGY/78/023	USA	36,000.00	MLI/82/017	Mali	5,000.00
GUI/78/010	Liberia	12,000.00	MLI/82/017	Mali	6,000.00
GUY/82/012	United Kingdom	419,354.83	MLI/82/017	Mali	9,000.00
GUY/82/012	United Kingdom	51,656.77	MLW/81/017	Malawi	46,250.00
GUY/82/012	United Kingdom	20,000.00	MLW/81/032	Malawi	23,675.00
HAI/80/001	Canada	18,043.00	PAK/80/033	Pakistan	19,000.00
HAI/80/001	USA	4,500.00	PAK/80/033	Pakistan	19,000.00
HAI/80/001	USA	9,700.00	RAS/73/002	Nepal	1,200.00
HAI/80/001	USA	9,046.00	SAM/72/006	Samoa	7,262.00
HAI/80/001	United Kingdom	1,561.52	SIN/80/010	Singapore	15,000.00
HAI/80/001	USA	3,400.00	STV/80/001	St. Vincent	9,307.00
HAI/80/001	USA	812.40	<b>C. Prior Award Revised in 1982</b>		
HAI/80/001	USA	2,000.00	ETH/78/007	New Zealand	343,585.00
HON/82/001	United Kingdom	1,223,317.00	GBS/77/001	Portugal	19,375.00
HON/82/025	Venezuela	46,000.00	INS/80/011	Sweden	10,000.00
HON/82/001	USA	1,462.50	RAS/73/002	Japan	7,815.00
HON/82/001	The Netherlands	19,950.00	TUR/75/066	United Kingdom	6,842.00
IND/75/103	United Kingdom	84,482.76	<b>D. UNFPA Funds</b>		
LES/80/007	United Kingdom	95,000.00	COI/77/P01	Comoros Is.	1,000.00
MOZ/82/010	USA	230,000.00	ECU/80/P05	Ecuador	9,000.00
MOZ/80/013	Canada	25,000.00	HAI/80/P01	Haiti	6,550.00
RAB/79/031	Ireland	13,500.00	MAL/79/P01	Malaysia	3,000.00
RAB/80/001	United Kingdom	176,350.00	MAL/79/P01	Malaysia	12,000.00
RLA/76/012	USA	28,650.00	SUD/79/P01	Sudan	8,000.00
RWA/80/001	USA	2,000.00	ZAM/76/P02	Zambia	22,295.00
SEN/82/016	Belgium	5,000.00	MAR/81/T01	Canada	74,605.00
TUN/81/007	Belgium	27,350.00	ARG/79/X03	Argentina	1,000.00
UPV/74/004	Canada	3,012.40	GLO/78/R01	Senegal	400,000.00
URT/81/001	Germany, Fed. Rep. of	1,297,835.00			
<b>B. UNDP, Local Contracts</b>					
ARG/81/018	Argentina	6,000.00			
BEN/77/006	Benin	5,000.00			
BEN/78/004	Benin	23,000.00			
BEN/78/004	Benin	23,000.00			
BEN/78/004	Benin	23,000.00			
CAR/80/002	Antigua and Barbuda	68,668.00			
CAR/80/022	Dominica	7,037.00			
CAR/80/002	Antigua	2,260.00			
ECU/79/010	Ecuador	3,500.00			
GBS/77/003	Senegal	5,492.00			

\* Total includes prior year awards revised in 1982

