



**Executive Board
of the
United Nations
Development Programme
and of the
United Nations
Population Fund**

Distr.
GENERAL

DP/1999/15/Add.2
14 May 1999

ORIGINAL: ENGLISH

Annual session 1999
14-23 June 1999, New York
Item 2 of the provisional agenda

ANNUAL REPORT OF THE ADMINISTRATOR FOR 1998 AND RELATED MATTERS

STATISTICAL ANNEX



TABLE OF CONTENTS

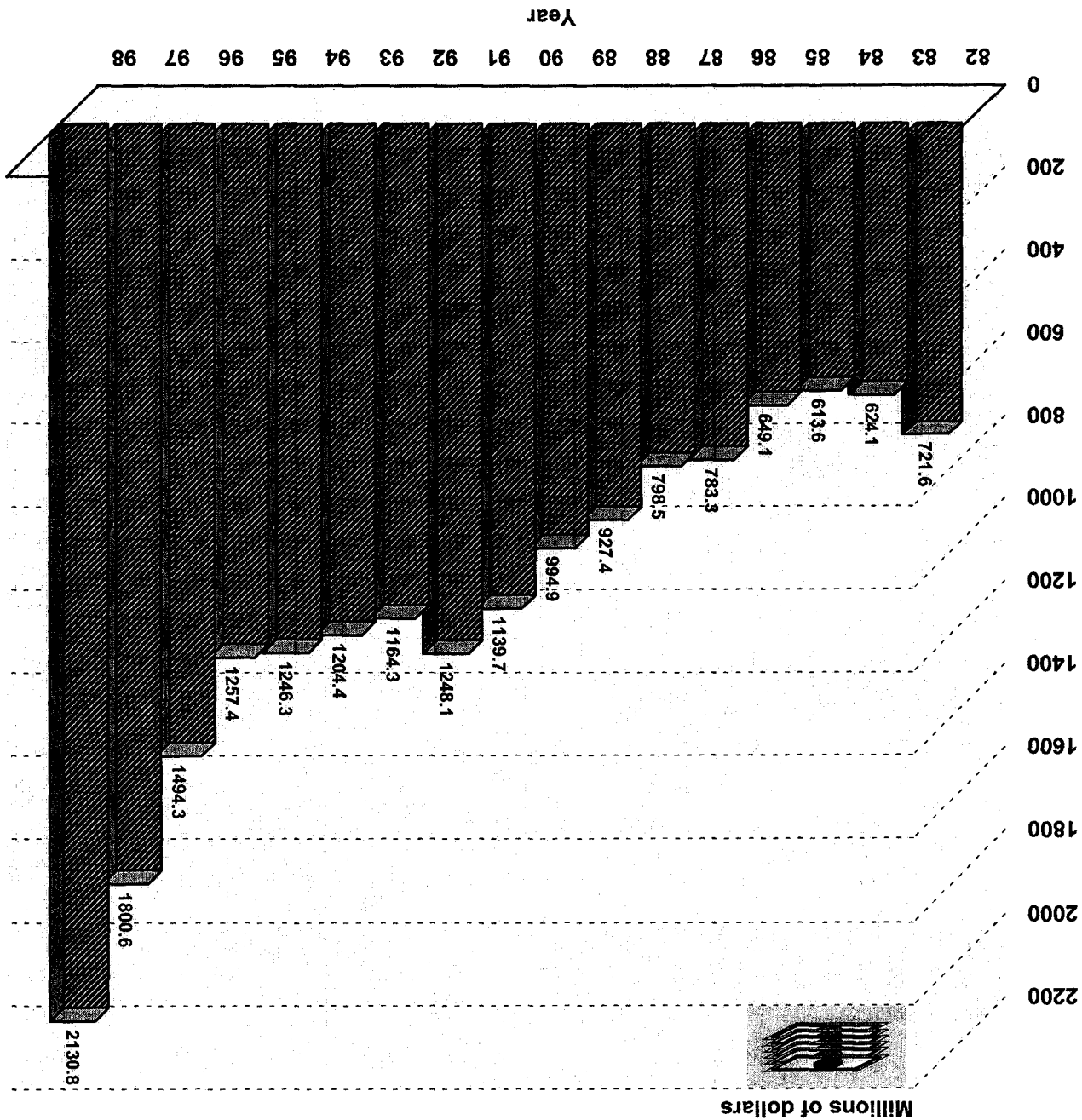
| | <u>Page(s)</u> |
|---|----------------|
| List of abbreviations | 3-4 |
| Chart 1. UNDP: Total expenditures on field programme activities, 1982-1998 | 5 |
| Chart 2. UNDP central resources: expenditures on field programme activities, 1982-1998 | 6 |
| Chart 3. Funds and programmes administered by UNDP: expenditures, 1982-1998..... | 7 |
| Table 1. Total income received from Governments and other contributors, 1997-1998 | 8-9 |
| Table 2. UNDP at a glance: the ten-year record, 1989-1998..... | 10-11 |
| Table 3. Field programme expenditures by source of funds, region and expenditure component, 1997-1998..... | 12 |
| Table 4. Programme expenditures by country, 1997-1998..... | 13-17 |
| Table 5 (a). Funds and programmes administered by UNDP: expenditures by country or area, 1998 | 18-21 |
| Table 5 (b). Breakdown of expenditures by country or area of other funds (column 16 of table 5(a)), 1998 | 22-26 |
| Table 6. Funds and programmes administered by UNDP: expenditures by executing agency and by country or area, 1998 | 27-30 |

ABBREVIATIONS

| | |
|---------|--|
| AfDB | African Development Bank |
| AFESD | Arab Fund for Economic and Social Development |
| ANC | African National Congress |
| AOS | Administrative and operational services |
| AsDB | Asian Development Bank |
| ATMS | Africa Training and Management Services |
| AusAID | Australian Agency for International Development |
| CARERE | Cambodia Rehabilitation and Reintegration Programme |
| CDAP | Comprehensive Disabled Afghans Programme |
| COHRED | Council on Health Research and Development |
| DEVNET | Development Network |
| DPI | Department of Public Information of the United Nations Secretariat |
| EBRD | European Bank for Reconstruction and Development |
| ECA | Economic Commission for Africa |
| ECE | Economic Commission for Europe |
| ECLAC | Economic Commission for Latin American and the Caribbean |
| EEC | European Economic Commission |
| ESCAP | Economic and Social Commission for Asia and the Pacific |
| ESCWA | Economic and Social Commission for Western Asia |
| FAO | Food and Agriculture Organization of the United Nations |
| FMLN | Frente Farabundo Martí para la Liberación Nacional |
| GCCC | Government cash counterpart contribution |
| GEF | Global Environment Facility |
| GLO/INT | Global and interregional (programme) |
| GVT | Government |
| IAEA | International Atomic Energy Agency |
| ICAO | International Civil Aviation Organization |
| ICARA | International Conference on Assistance to Refugees in Africa |
| IDB | Inter-American Development Bank |
| IFC | International Finance Corporation |
| ILO | International Labour Organization |
| IMF | International Monetary Fund |
| IMO | International Maritime Organization |
| IMPACT | International Initiative Against Avoidable Disablement |
| IOM | International Organization for Migration |
| IPF | Indicative planning figure |
| ITC | International Trade Centre |
| ITU | International Telecommunication Union |
| JAIDO | Japan International Development Organization |
| LIFE | Local Initiative Facility for Urban Environment |
| NATCAP | National Technical Cooperation Assessment and Programme |
| NEX | National execution |
| NGO | Non-governmental organization |
| OHADA | Organisation pour l'harmonisation en Afrique du Droit des Affaires |
| PPB | Pilot Programme Brazil |
| SIS | Special Industrial Services |
| SMF/LDC | Special Measures Fund for the Least Developed Countries |

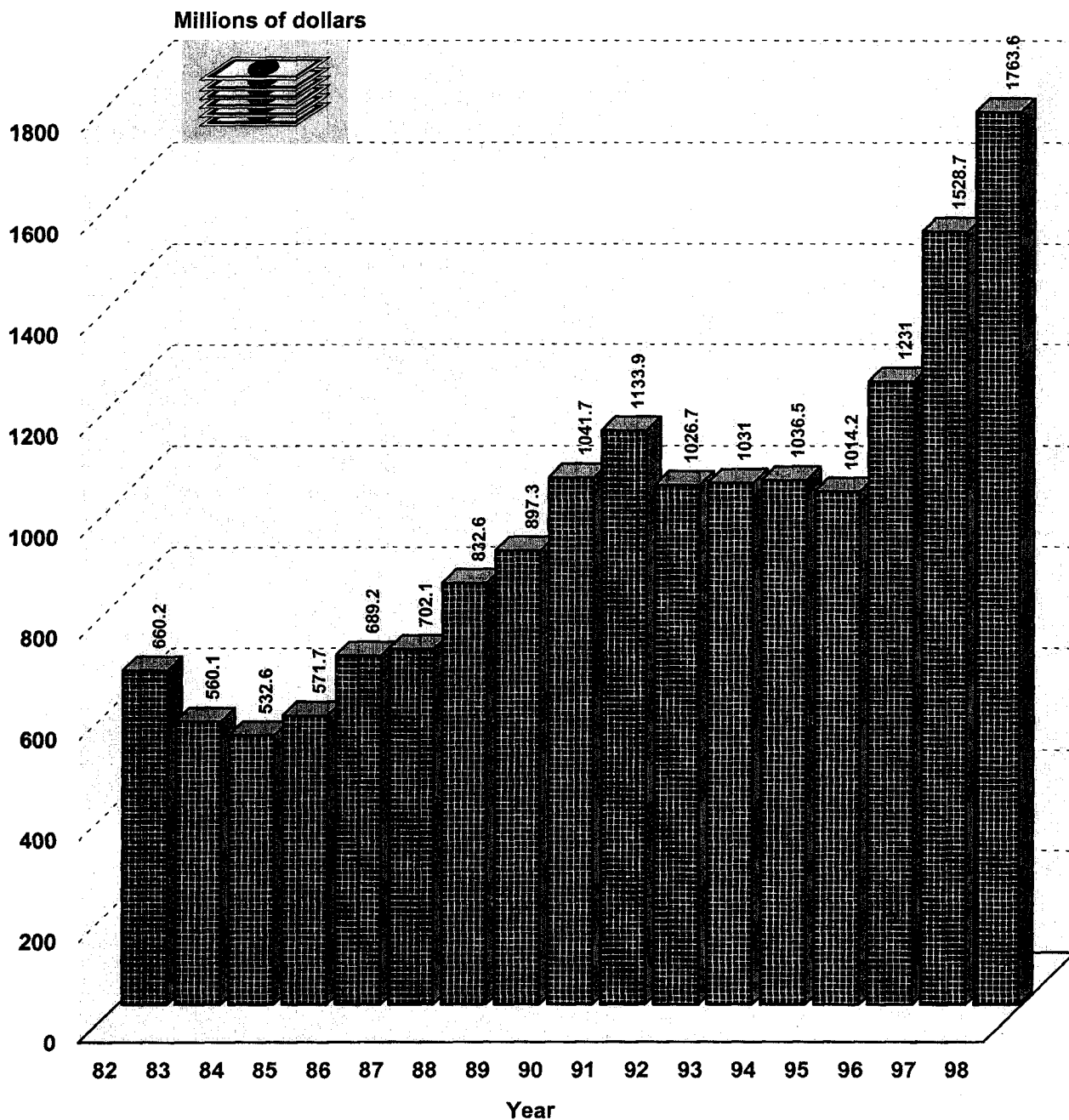
| | |
|-----------|--|
| SPPD/TSS1 | Support for policy and programme development/ technical support services (at the programme level) |
| SPR | Special Programme Resources |
| STS/TSS2 | Support for technical services/technical support services (at the project level) |
| TCDC | Technical cooperation among developing countries |
| TIPS | Trust Fund for Technological Information Pilot System |
| TRAC | Target for resource assignment from the core |
| UNCDF | United Nations Capital Development Fund |
| UNCED | United Nations Conference on Environment and Development |
| UNCHS | United Nations Centre for Human Settlements (HABITAT) |
| UNCTAD | United Nations Conference on Trade and Development |
| UNDP | United Nations Development Programme |
| UNESCO | United Nations Educational, Scientific and Cultural Organization |
| UNETPSA | United Nations Educational and Training Programme for Southern Africa |
| UNFSTD | United Nations Fund for Science and Technology for Development |
| UNICEF | United Nations Children's Fund |
| UNIDO | United Nations Industrial Development Organization |
| UNIFEM | United Nations Development Fund for Women |
| UNITAR | United Nations Institute for Training and Research |
| UNOPS | United Nations Office for Project Services |
| UNRFNRE | United Nations Revolving Fund for Natural Resources Exploration |
| UNROB | United Nations Special Relief Office in Bangladesh |
| UNSO | Office to Combat Desertification and Drought (formerly the United Nations Sudano-Sahelian Office) |
| UNV | United Nations Volunteers |
| UPU | Universal Postal Union |
| WHO | World Health Organization |
| WIPO | World Intellectual Property Organization |
| WMO | World Meteorological Organization |
| WTO | World Tourism Organization |

Chart 1. UNDP: total expenditures on field programme activities, 1982-1998



Note: Total UNDP expenditures on field programme activities is the sum of expenditures from central resources and administered funds (charts 2 and 3). Support costs and other ancillary expenditures are not included.

Chart 2. UNDP central resources: expenditures on field programme activities, 1982-1998



Note: Central resources defined as core resources plus cost-sharing to core resources.

Chart 3. Funds and programmes administered by UNDP: expenditures, 1982-1998

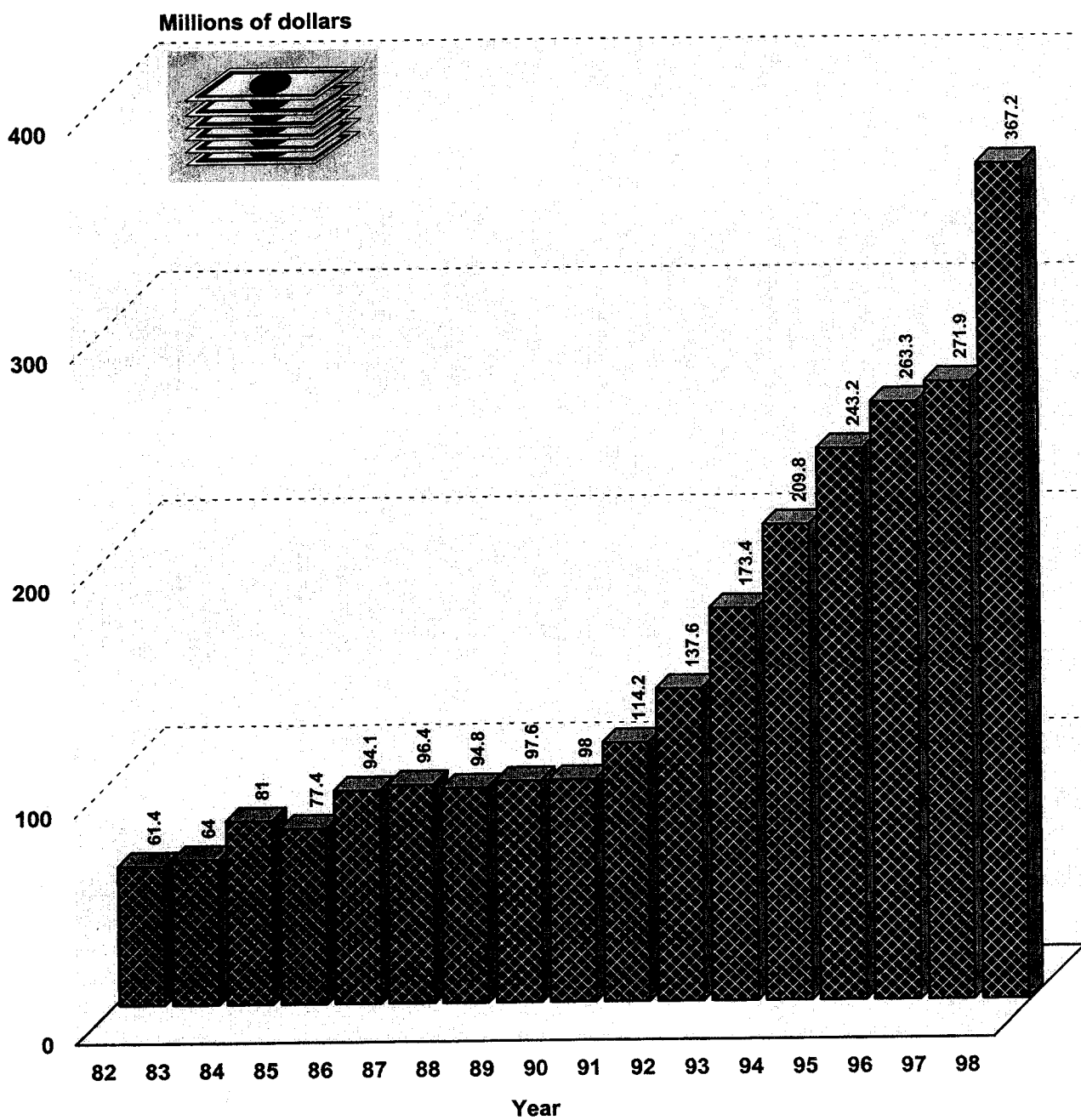


Table 1. Total income received from Governments and other contributors, 1997-1998
 (in United States dollars)

| | 1997 | 1998 |
|---|---------------|---------------|
| UNDP | | |
| Voluntary contributions received ^{a/} | 760 965 038 | 745 754 919 |
| SMF/LDC | 7 062 | 1 206 |
| Cost-sharing contributions | 941 029 319 | 1 275 230 594 |
| Government cash counterpart contributions | 8 086 229 | 6 334 800 |
| Contributions to local office costs ^{a/} | 20 774 063 | 18 429 754 |
| Extrabudgetary activities | 6 139 485 | 5 539 077 |
| Trust funds established by the Administrator, excluding GEF ^{b/} | 185 218 737 | 200 647 483 |
| GEF Trust Fund | 51 035 599 | 64 926 924 |
| Subtotal | 1 973 255 532 | 2 316 864 757 |
| MANAGEMENT SERVICE AGREEMENTS ^{c/} | | |
| Subtotal | 152 844 786 | 149 764 675 |
| UNCDF | | |
| Voluntary contributions received | 33 871 924 | 30 532 086 |
| Sub-trust funds | 259 334 | 2 811 986 |
| Cost-sharing | 118 540 | 473 000 |
| Subtotal | 34 249 798 | 33 817 072 |
| UNRFNRE | | |
| Voluntary contributions received | 132 740 | 1 638 400 |
| Sub-trust funds | - | - |
| Cost-sharing | - | - |
| Subtotal | 132 740 | 1 638 400 |
| UNSO | | |
| Voluntary contributions received | (5 613) | 49 000 |
| Sub-trust funds | 226 280 | 3 842 |
| Cost-sharing | 1 111 838 | 339 359 |
| Management services | (202 786) | (82 421) |
| Subtotal | 1 129 719 | 309 780 |
| UNSO (new mandate) | | |
| Voluntary contributions received | 1 103 295 | 281 554 |
| Sub-trust funds | 1 652 313 | 787 380 |
| Cost-sharing | 1 707 423 | 1 331 042 |
| Management services | 351 563 | 129 870 |
| Subtotal | 4 814 594 | 2 529 846 |

Table 1 (continued)
(in United States dollars)

| | 1997 | 1998 |
|----------------------------------|----------------------|----------------------|
| UNV | | |
| Voluntary contributions received | 3 187 890 | 3 027 290 |
| Sub-trust funds | 7 339 471 | 7 546 029 |
| Cost-sharing | 252 622 | 0 |
| Subtotal | 10 779 983 | 10 573 319 |
| UNFSTD | | |
| Voluntary contributions received | 78 715 | 64 947 |
| Sub-trust funds | - | - |
| Cost-sharing | - | - |
| Subtotal | 78 715 | 64 947 |
| UNIFEM | | |
| Voluntary contributions received | 12 177 375 | 15 766 141 |
| Sub-trust funds | 474 622 | 1 441 482 |
| Cost-sharing | 4 153 124 | 2 832 095 |
| Management services | - | - |
| Subtotal | 16 805 121 | 20 039 718 |
| UNDP ENERGY ACCOUNT | | |
| Voluntary contributions received | - | - |
| Sub-trust funds | - | - |
| Cost-sharing | 1 287 545 | 772 322 |
| Subtotal | 1 287 545 | 772 322 |
| UNDP STUDY PROGRAMME | | |
| Voluntary contributions received | 22 450 | 60 000 |
| Subtotal | 22 450 | 60 000 |
| TOTAL ^{b/} | 2 195 400 983 | 2 536 434 836 |

^{a/} Amounts received after applying an accounting linkage between voluntary contributions and local office costs of \$5,637,059 for 1997, \$6,302,105 for 1998 and 1998 tax reimbursement surcharge of \$5,170,482.

^{b/} Reflects prior year's income adjustment of \$1,386,478 reduced in 1997 and increased in 1998. As a result, the data for the prior year have been affected.

^{c/} The amounts for management services agreements represent the value of goods and services procured by UNDP on behalf of others, not the overhead paid to UNDP for such services.

Source: Contributions Unit, Comptroller's Division, Bureau for Finance and Administrative Services, UNDP.

Table 2. UNDP at a glance: the ten-year record, 1989-1998
(in millions of United States dollars)

| | 1989 | 1990 | 1991 | 1992 | 1993 | 1994 | 1995 | 1996 | 1997 | 1998 |
|--|----------------|----------------|----------------|----------------|----------------|----------------|----------------|----------------|----------------|----------------|
| PROGRAMME FINANCING: 1989-1998 | | | | | | | | | | |
| Voluntary contributions pledged | 947.5 | 1 041.8 | 1 030.2 | 1 079.4 | 901.1 | 967.4 | 904.2 | 849.3 | 766.9 | 757.2 |
| Income | | | | | | | | | | |
| Voluntary contributions received | 932.5 | 1 001.5 | 948.9 | 1 177.9 | 890.9 | 928.4 | 899.8 | 847.9 | 760.9 | 745.8 |
| Cost-sharing | 118.4 | 169.2 | 218.8 | 293.8 | 375.9 | 596.4 | 601.0 | 800.8 | 941.0 | 1 275.2 |
| Other contributions | 24.3 | 16.6 | 10.6 | 11.3 | 12.3 | 10.5 | 8.1 | 10.0 | 10.9 | 8.4 |
| Miscellaneous | 78.7 | 174.3 | 61.6 | 45.3 | 71.6 | 106.5 | 115.6 | 100.4 | 73.6 | 107.3 |
| Total income | 1 153.9 | 1 361.6 | 1 239.9 | 1 528.3 | 1 350.7 | 1 641.8 | 1 624.5 | 1 759.1 | 1 786.4 | 2 136.7 |
| Expenditures | | | | | | | | | | |
| Programme expenditures ^{a/} | 903.4 | 1 043.2 | 1 133.9 | 1 026.7 | 1 031.0 | 1 036.5 | 1 014.2 | 1 231.0 | 1 528.7 | 1 763.6 |
| Programme and agency support costs | 105.5 | 118.0 | 136.8 | 125.5 | 93.4 | 82.9 | 59.5 | 53.3 | 52.8 | 49.4 |
| Programme support and development activities | 13.0 | 17.5 | 21.4 | 30.3 | 33.3 | 35.4 | 41.2 | 42.7 | - | - |
| Support to United Nations operational activities | 33.1 | 37.9 | 43.6 | 43.5 | 45.8 | 41.9 | 46.6 | 45.4 | - | - |
| Biennial budget ^{b/} | 151.2 | 171.9 | 203.4 | 194.0 | 200.7 | 192.6 | 217.2 | 214.9 | - | - |
| Biennial support budget ^{c/} | - | - | - | - | - | - | - | - | 302.4 | 298.9 |
| Miscellaneous expenditure | - | - | - | - | - | - | - | - | - | 7.9 |
| Total expenditures | 1 206.2 | 1 388.5 | 1 539.1 | 1 420.0 | 1 404.2 | 1 389.3 | 1 376.7 | 1 587.3 | 1 883.9 | 2 119.8 |
| Programme expenditure by: | | | | | | | | | | |
| United Nations | 101.7 | 117.7 | 117.2 | 85.4 | 61.7 | 49.2 | 33.5 | 31.9 | 35.6 | 45.2 |
| ILO | 61.3 | 67.0 | 75.0 | 66.8 | 51.5 | 34.1 | 26.0 | 18.2 | 24.6 | 15.1 |
| FAO | 165.3 | 176.0 | 173.1 | 129.3 | 94.7 | 68.2 | 48.9 | 33.3 | 32.9 | 23.8 |
| UNESCO | 31.8 | 32.9 | 32.5 | 21.8 | 18.0 | 9.7 | 10.9 | 8.5 | 9.6 | 9.6 |
| WHO | 20.2 | 24.9 | 25.8 | 20.9 | 15.5 | 14.2 | 13.9 | 11.3 | 12.1 | 9.4 |
| ICAO | 35.2 | 32.4 | 30.9 | 25.2 | 18.0 | 33.9 | 41.1 | 36.4 | 40.7 | 24.0 |
| WMO | 15.1 | 16.8 | 15.6 | 12.0 | 7.3 | 2.7 | 1.6 | 1.2 | 1.1 | 1.8 |
| IAEA | 2.9 | 2.7 | 1.5 | 0.5 | 1.0 | 1.3 | 1.3 | 1.0 | 1.3 | 1.4 |
| IMO | 5.9 | 5.4 | 5.5 | 3.5 | 2.7 | 0.8 | 0.4 | - | - | 0.3 |
| ITU | 26.3 | 27.2 | 25.0 | 13.8 | 7.3 | 4.4 | 4.6 | 3.2 | 2.6 | 2.1 |
| UNDP | 89.0 | 121.2 | 175.5 | 173.6 | 167.4 | 136.6 | 1.1 | 0.3 | 13.7 | 17.2 |
| UNOPS ^{d/} | - | - | - | - | - | - | 137.3 | 162.9 | 187.6 | 205.6 |
| UNIDO | 79.2 | 94.3 | 76.1 | 57.1 | 43.0 | 27.2 | 20.4 | 18.9 | 14.0 | 8.5 |
| UNCTAD | 14.7 | 16.8 | 13.8 | 9.9 | 9.0 | 8.8 | 5.4 | 4.0 | 3.8 | 2.7 |

Table 2 (continued)
(in millions of United States dollars)

| | 1989 | 1990 | 1991 | 1992 | 1993 | 1994 | 1995 | 1996 | 1997 | 1998 |
|---|--------------|----------------|----------------|----------------|----------------|----------------|----------------|----------------|----------------|----------------|
| UPU | 2.5 | 3.1 | 2.7 | 2.2 | 1.4 | 0.6 | 0.2 | 0.4 | 0.4 | 0.1 |
| WORLD BANK | 57.5 | 73.7 | 76.0 | 63.7 | 45.5 | 34.5 | 23.5 | 11.6 | 8.4 | 1.3 |
| EBRD | - | - | - | - | 0.4 | 0.7 | 0.2 | - | - | - |
| AfDB | 2.4 | 1.2 | 1.3 | 0.3 | 0.2 | 0.3 | 0.4 | 0.1 | 0.1 | 0.2 |
| AsDB | 8.7 | 11.4 | 9.2 | 7.4 | 4.9 | 4.8 | 2.1 | - | 0.2 | - |
| AFESD | - | 1.5 | 1.3 | 1.2 | - | 3.9 | 0.8 | 0.6 | 0.6 | 0.7 |
| ECA | 7.4 | 8.0 | 11.1 | 10.7 | 3.0 | (1.9) | 0.3 | 0.8 | 0.5 | 0.3 |
| ESCWA | 0.2 | - | 0.1 | 0.3 | 0.1 | 0.1 | 0.1 | 0.1 | 0.2 | 0.5 |
| ESCAP | 9.9 | 7.7 | 10.7 | 4.6 | 1.1 | 2.6 | 1.5 | 2.5 | 1.7 | 0.4 |
| ECLAC | 2.5 | 1.9 | 1.4 | 0.9 | 0.8 | 0.5 | 0.4 | 0.3 | 0.2 | 0.8 |
| UNV | 12.0 | 14.0 | 15.7 | 16.4 | 14.6 | 10.1 | 10.1 | 10.1 | 9.4 | 6.6 |
| National execution | 98.2 | 125.4 | 172.7 | 236.0 | 406.1 | 545.1 | 586.3 | 840.2 | 1 095.8 | 1 358.0 |
| UNCHS | 14.2 | 20.6 | 18.5 | 23.9 | 21.9 | 19.0 | 20.6 | 15.1 | 16.9 | 15.2 |
| WIPO | 3.3 | 2.8 | 2.5 | 1.2 | 1.4 | 2.0 | 1.5 | 0.6 | 0.4 | 0.2 |
| WTO | 3.0 | 2.6 | 2.7 | 2.5 | 1.7 | 1.9 | 1.8 | 1.5 | 1.3 | 0.9 |
| ECE | 0.4 | 0.5 | 0.6 | 0.1 | 0.1 | 0.1 | 0.4 | 0.9 | - | 0.1 |
| ITC | 14.8 | 17.3 | 15.7 | 8.7 | 5.2 | 4.9 | 3.6 | 2.8 | 2.8 | 2.3 |
| IFC | - | 8.0 | 10.3 | 9.3 | 8.3 | 5.9 | 3.4 | 1.0 | 0.6 | 0.4 |
| IMF | - | 1.3 | 2.7 | 5.2 | 4.7 | 1.9 | 3.8 | 4.0 | 3.3 | 2.2 |
| UNITAR | - | - | - | - | - | 1.4 | 0.1 | - | - | - |
| NGO (DEVNET) ^{a/} | - | - | - | - | - | - | 0.1 | 0.3 | 0.7 | 2.6 |
| Subtotal ^{f/} | 885.6 | 1 036.3 | 1 122.7 | 1 014.4 | 1 018.5 | 1 029.5 | 1 007.6 | 1 224.0 | 1 523.1 | 1 759.5 |
| GCCC | 11.7 | 9.7 | 10.3 | 12.4 | 12.5 | 7.0 | 6.6 | 7.0 | 5.6 | 4.1 |
| Programme expenditure: (Subtotal + GCCC) | 897.3 | 1 046.0 | 1 133.0 | 1 026.8 | 1 031.0 | 1 036.5 | 1 014.2 | 1 231.0 | 1 528.7 | 1 763.6 |

^{a/} Includes expenditure for SPPD/TSS1, STS/TSS2 and IPF sub-lines.

^{b/} Activities relating to core and cost-sharing programmes and reimbursement for services provided.

^{c/} Based on the new presentation of the financial statements (budget harmonization), this component includes expenditures previously reported as (a) Programme support and development activities, (b) Support to United Nations operational activities and (c) Biennial budget. Also included is \$6.4 million in programme support to the resident coordinator in accordance with Executive Board decision 95/23, under line 3.1.

^{d/} In 1994 and prior years, expenditures incurred by UNOPS were grouped with those of UNDP.

^{e/} For 1998, this comprises expenditure of \$545,735 for DEVNET, \$1,260,411 for IOM and \$746,836 for NGO.

^{f/} Data covers expenditures financed under IPF, SPR, SMC/LDC, SIS and cost-sharing.

Source: Accounts Section, Division of Finance, Bureau for Finance and Administrative Services, UNDP.

Table 3. Field programme expenditures by source of funds,
region and expenditure component, 1997-1998 ^{a/}
(in millions of United States dollars)

| A. By source of funds | Expenditure | | Net change 1998 - 1997 | Percentage change |
|---|--------------------|--------------------|---------------------------|----------------------|
| | 1997 ^{b/} | 1998 ^{b/} | | |
| IPF | - | - | - | - |
| TSS 1 | - | - | - | - |
| TSS 2 | - | - | - | - |
| AOS (IPF sub-line) | 4.9 | 3.8 | (1.1) | (22.4) |
| SPR | 26.3 | 16.5 | (9.8) | (37.3) |
| SIS | (0.1) | 0.0 | 0.1 | (100.0) |
| SMF/LDC | 0.0 | 0.7 | 0.7 | 86.0 |
| Add-on | 3.1 | 1.5 | (1.6) | (51.6) |
| TRAC (country) (1.1.1/1.1.2) | 527.1 | 447.9 | (79.2) | (15.0) |
| TRAC (1.1.3) | 25.3 | 40.1 | 14.8 | 58.5 |
| NON-TRAC (regional) (1.2) | 46.8 | 51.6 | 4.8 | 10.3 |
| NON-TRAC (Glo/Int/Special activities) (1.3) ^{c/} | 17.3 | 21.4 | 4.1 | 23.7 |
| NON-TRAC (evaluation) (1.4) | 0.2 | 1.1 | 0.9 | 450.0 |
| NON-TRAC (TCDC) (1.5) | 3.7 | 3.0 | (0.7) | (18.9) |
| SPPD | 11.2 | 12.1 | 0.9 | 8.0 |
| STS | 6.6 | 6.0 | (0.6) | (9.1) |
| Core (total of above) | 672.4 | 605.7 | (66.7) | (9.9) |
| Cost-sharing | 850.7 | 1 153.8 | 303.1 | 35.6 |
| GCCC | 5.6 | 4.1 | (1.5) | (26.8) |
| Total (Core + cost-sharing + GCCC) | 1 528.7 | 1 763.6 | 234.9 | 15.4 |
| B. By region | Expenditure | | Percentage share | |
| | 1997 | 1998 | 1997 | 1998 |
| Africa | 307.8 | 281.7 | 21.0 | 16.0 |
| Asia and the Pacific | 241.1 | 209.5 | 16.5 | 11.9 |
| Latin America and the Caribbean | 777.9 | 1 031.9 | 50.2 | 58.7 |
| Arab States | 97.5 | 113.3 | 5.0 | 6.4 |
| Europe | 57.4 | 74.6 | 3.6 | 4.2 |
| Global and interregional | 41.4 | 48.5 | 3.7 | 2.8 |
| Subtotal (by region) | 1 523.1 | 1 759.5 | 100.0 | 100.0 |
| GCCC (all regions) | 5.6 | 4.1 | | |
| Total (Subtotal + GCCC) | 1 528.7 | 1 763.6 | | |
| C. By expenditure component | Expenditure | | Percentage share | |
| | 1997 | 1998 | 1997 | 1998 |
| International experts | 575.3 | 618.1 | 34.8 | 35.1 |
| Equipment | 287.5 | 336.6 | 17.7 | 19.1 |
| Subcontracts | 383.4 | 544.4 | 24.9 | 31.0 |
| Training (fellowships) | 183.9 | 170.3 | 15.6 | 9.7 |
| Miscellaneous ^{d/} | 68.6 | 65.2 | 5.0 | 3.7 |
| TSS-1 | 11.2 | 12.1 | 1.0 | 0.7 |
| TSS-2 | 7.1 | 6.1 | 0.7 | 0.3 |
| AOS (IPF sub-line) | 6.1 | 6.7 | 0.4 | 0.4 |
| Subtotal (by expenditure component) | 1 523.1 | 1 759.5 | 100.0 | 100.0 |
| GCCC | 5.6 | 4.1 | | |
| Total (Subtotal + GCCC) | 1 528.7 | 1 763.6 | | |

^{a/} Includes expenditure for SPPD/TSS1, STS/TSS2 and IPF sub-line.

^{b/} As per new reporting format.

^{c/} Includes IPF-Glo/Int.

^{d/} Includes micro-capital grants amounting to \$2,745,255.

Table 4. Programme expenditures by country, 1997-1998 ^{a/}
(in thousands of United States dollars)

| Country | Total programme expenditures | | Cost-sharing ^{b/} (Included in total programme expenditures) | | | |
|------------------------------------|------------------------------|--------|--|-------|-------------|-------|
| | 1997 | 1998 | Government | | Third-party | |
| | 1997 | 1998 | 1997 | 1998 | 1997 | 1998 |
| COUNTRY PROGRAMMES/PROJECTS | | | | | | |
| Africa | | | | | | |
| ANC | (38) | (17) | - | - | - | - |
| Angola | 8 182 | 7 551 | - | - | 527 | - |
| Benin | 5 558 | 4 458 | - | - | 45 | - |
| Botswana | 3 218 | 3 551 | 2 605 | 2 927 | - | - |
| Burkina Faso | 5 474 | 4 887 | - | - | - | - |
| Burundi | 7 166 | 5 311 | - | - | (40) | - |
| Cameroon | 722 | 1 562 | - | - | 34 | - |
| Cape Verde | 870 | 614 | - | - | 48 | 48 |
| Central African Republic | 3 523 | 6 242 | - | - | - | 447 |
| Chad | 3 981 | 5 710 | - | - | (2) | 51 |
| Comoros | 1 403 | 1 040 | 316 | - | 136 | 29 |
| Congo | 184 | 570 | 17 | 4 | - | - |
| Côte d'Ivoire | 2 036 | 2 245 | - | - | - | - |
| Democratic Republic of the Congo | 15 262 | 13 844 | - | - | - | - |
| Equatorial Guinea | 909 | 1 086 | - | 168 | - | 49 |
| Eritrea | 6 665 | 9 676 | - | - | (44) | 1 005 |
| Ethiopia | 25 558 | 17 178 | - | - | 981 | 1 262 |
| Gabon | 788 | 500 | 535 | 219 | - | 31 |
| Gambia | 3 357 | 2 194 | - | - | 397 | - |
| Ghana | 6 487 | 6 038 | - | - | 287 | - |
| Guinea | 4 062 | 6 539 | 28 | - | - | - |
| Guinea-Bissau | 2 656 | 1 673 | - | - | 17 | - |
| Kenya | 6 528 | 8 484 | - | 3 | (1) | 512 |
| Lesotho | 4 914 | 3 562 | 379 | 486 | 377 | 608 |
| Liberia | 9 783 | 9 481 | - | - | 1 871 | 2 224 |
| Madagascar | 5 784 | 4 319 | - | - | - | - |
| Malawi | 11 030 | 10 362 | - | - | 193 | 704 |
| Mali | 11 861 | 10 830 | - | - | 542 | 795 |
| Mauritania | 3 883 | 1 553 | - | - | - | - |
| Mauritius | 807 | 370 | - | 9 | - | 7 |
| Mozambique | 12 810 | 23 796 | - | - | 2 826 | 9 174 |
| Namibia | 739 | 809 | - | - | - | - |
| National liberation movements | 357 | 86 | - | - | - | - |
| Niger | 4 306 | 4 612 | - | - | 416 | 266 |
| Nigeria | 32 538 | 19 589 | 1 014 | 639 | - | - |
| Pan Africanist Congress of Azania | (73) | (43) | - | - | - | - |
| Rwanda | 12 364 | 11 096 | 108 | 551 | 1 806 | 804 |
| Sao Tome and Principe | 1 074 | 758 | 70 | 66 | 60 | 38 |
| Senegal | 2 826 | 1 833 | - | - | - | - |
| Seychelles | 249 | 16 | 19 | (1) | - | - |

Table 4 (continued)
(in thousands of United States dollars)

| Country | Total programme expenditures | | Cost-sharing ^{b/} | | | |
|---------------------------------------|------------------------------|----------------|----------------------------|---------------|---------------|---------------|
| | | | Government | | Third-party | |
| | 1997 | 1998 | 1997 | 1998 | 1997 | 1998 |
| Sierra Leone | 3 154 | 4 097 | - | - | - | - |
| South Africa | 3 431 | 3 749 | - | - | (1) | 1 |
| Swaziland | 837 | 728 | - | - | 154 | 5 |
| Togo | 3 375 | 2 495 | - | - | - | - |
| Uganda | 17 062 | 15 129 | - | - | 95 | 2 683 |
| United Republic of Tanzania | 13 973 | 15 635 | - | - | 559 | 2 362 |
| Zambia | 9 498 | 5 992 | - | - | - | 48 |
| Zimbabwe | 5 755 | 3 548 | - | 280 | - | 46 |
| Subtotal (Africa) | 286 826 | 259 233 | 5 089 | 5 351 | 11 283 | 23 195 |
| Arab States | | | | | | |
| Algeria | 1 212 | 2 072 | 447 | 2 160 | - | (605) |
| Bahrain | 316 | 328 | 224 | 285 | - | 71 |
| Djibouti | 863 | 826 | - | 15 | - | 134 |
| Egypt | 14 446 | 17 201 | 7 756 | 12 972 | 1 000 | 997 |
| Iraq | 12 777 | 29 627 | 113 | 4 411 | 6 475 | 8 745 |
| Jordan | 1 015 | 1 575 | 184 | 710 | - | 124 |
| Kuwait | 995 | 941 | 2 287 | 932 | - | - |
| Lebanon | 5 306 | 7 859 | 1 687 | 5 312 | 516 | 799 |
| Libyan Arab Jamahiriya | 2 428 | 1 431 | 1 294 | 5 662 | - | - |
| Morocco | 5 160 | 3 526 | 2 127 | 1 430 | 48 | 83 |
| Oman | - | - | 98 | - | - | - |
| Qatar | 108 | 134 | 276 | 156 | - | 4 |
| Saudi Arabia | 5 332 | 4 017 | 5 015 | 4 394 | - | - |
| Somalia | 15 105 | 15 309 | - | 3 182 | 660 | 1 281 |
| Sudan | 8 607 | 5 963 | 1 | 381 | 70 | (276) |
| Syrian Arab Republic | 3 101 | 2 442 | 753 | 1 212 | 56 | 164 |
| Tunisia | 1 510 | 1 327 | 213 | 365 | 147 | 39 |
| United Arab Emirates | 2 952 | 3 446 | 2 675 | 3 544 | - | 46 |
| Yemen | 8 599 | 7 669 | 148 | 1 890 | 40 | (32) |
| Subtotal (Arab States) | 89 832 | 105 752 | 25 298 | 49 013 | 9 012 | 11 574 |
| Asia and the Pacific | | | | | | |
| Afghanistan | 18 495 | 15 715 | - | - | 1 694 | 1 765 |
| Bangladesh | 10 247 | 22 783 | 941 | 414 | 21 | 1 557 |
| Bhutan | 3 105 | 3 517 | - | - | 57 | 383 |
| Brunei Darussalam | - | 10 | - | - | - | - |
| Cambodia | 24 383 | 11 889 | - | - | 6 842 | 2 092 |
| China | 33 599 | 23 391 | 6 475 | 8 468 | 365 | 542 |
| Cook Islands | 23 | 45 | - | - | - | - |
| Democratic People's Republic of Korea | 5 604 | 4 979 | - | - | - | - |
| Fiji | 343 | 418 | - | 15 | 31 | 18 |
| India | 17 475 | 10 239 | 125 | - | 355 | 375 |

Table 4 (continued)
(in thousands of United States dollars)

| Country | Total programme expenditures | | Cost-sharing ^{b/} (included in total programme expenditures) | | | |
|--|------------------------------|----------------|--|---------------|---------------|---------------|
| | 1997 | 1998 | Government | | Third-party | |
| | | | 1997 | 1998 | 1997 | 1998 |
| Indonesia | 10 880 | 6 446 | 2 587 | 1 280 | 205 | 222 |
| Iran (Islamic Republic of) | 1 783 | 1 326 | 243 | 475 | - | - |
| Kiribati | 323 | 378 | - | - | - | - |
| Lao People's Democratic Republic | 9 864 | 7 011 | - | 31 | 2 074 | 2 451 |
| Malaysia | 1 533 | 1 059 | 781 | 571 | - | 28 |
| Maldives | 1 856 | 1 798 | 148 | 12 | 870 | 1 214 |
| Marshall Islands | 135 | 15 | - | - | - | - |
| Micronesia (Federated States of) | 143 | 352 | - | 645 | - | - |
| Mongolia | 4 592 | 3 511 | 42 | 53 | 666 | 1 137 |
| Myanmar | 14 005 | 16 652 | - | - | 183 | - |
| Nepal | 7 880 | 10 448 | - | - | 9 | 2 755 |
| Niue | 61 | 53 | - | - | - | - |
| Pacific Multi-Islands | 175 | 167 | - | - | - | - |
| Pakistan | 9 659 | 6 765 | 78 | - | 63 | 600 |
| Papua New Guinea | 2 705 | 1 966 | 2 430 | 100 | 148 | 562 |
| Philippines | 7 150 | 7 232 | - | 286 | 303 | 571 |
| Republic of Korea | 1 800 | 1 394 | 1 282 | 389 | - | - |
| Samoa | 61 | 110 | - | 3 | - | - |
| Solomon Islands | 614 | 1 030 | - | - | - | - |
| Sri Lanka | 6 705 | 5 983 | - | 21 | 110 | 584 |
| Territory of Hong Kong | 19 | - | - | 37 | - | - |
| Thailand | 4 196 | 2 095 | - | - | - | - |
| Tokelau | 163 | 78 | - | - | - | - |
| Tonga | 40 | 11 | - | - | - | - |
| Trust Territory of the Pacific Islands | 640 | 179 | 16 | - | 9 | - |
| Tuvalu | 219 | 277 | - | 59 | - | - |
| Vanuatu | 212 | 140 | - | - | - | - |
| Viet Nam | 13 933 | 16 868 | - | - | 2 503 | 2 900 |
| Subtotal (Asia and the Pacific) | 214 620 | 189 359 | 15 148 | 12 869 | 16 518 | 18 724 |
| Europe and the Commonwealth of Independent States | | | | | | |
| Albania | 807 | 2 744 | 57 | 39 | 53 | - |
| Armenia | 2 098 | 2 725 | 4 | 31 | 107 | 46 |
| Azerbaijan | 4 453 | 1 528 | 54 | 60 | - | 1 129 |
| Baltic countries | 17 | 5 | - | - | - | - |
| Belarus | 789 | 1 197 | 31 | 139 | 156 | 359 |
| Bosnia and Herzegovina | 8 623 | 12 082 | - | 228 | 3 871 | 6 855 |
| Bulgaria | 1 237 | 5 902 | 32 | 3 861 | 287 | 634 |
| Croatia | 1 340 | 1 097 | 1 024 | - | 188 | - |
| Cyprus | 83 | 1 432 | - | - | - | 1 351 |
| Czech Republic | 388 | 261 | 31 | 56 | - | - |

Table 4 (continued)
(In thousands of United States dollars)

| Country | Total programme expenditures | | Cost-sharing ^{b/} (included in total programme expenditures) | | | |
|---|------------------------------|---------------|--|---------------|---------------|---------------|
| | 1997 | 1998 | Government | | Third-party | |
| | | | 1997 | 1998 | 1997 | 1998 |
| Estonia | 857 | 444 | - | - | 583 | 188 |
| Georgia | 3 445 | 7 187 | 1 455 | 1 306 | - | 101 |
| Hungary | 246 | 443 | - | - | - | - |
| Kazakhstan | 1 929 | 2 482 | 140 | 779 | 150 | 355 |
| Kyrgyzstan | 3 668 | 3 669 | 549 | 890 | 820 | 711 |
| Latvia | 1 715 | 1 832 | - | - | 1 187 | 1 580 |
| Lithuania | 788 | 786 | - | - | 543 | 189 |
| Malta | 200 | 280 | 31 | 74 | - | - |
| Macedonia | 150 | 285 | - | - | - | 8 |
| Poland | 1 616 | 2 654 | 741 | 563 | 583 | 904 |
| Portugal | - | - | - | - | - | - |
| Republic of Moldova | 2 756 | 2 371 | 134 | 88 | 1 520 | 1 320 |
| Romania | 1 587 | 1 332 | - | - | 874 | 641 |
| Russian Federation | 1 188 | 2 162 | - | 478 | - | 93 |
| Slovakia | 472 | 359 | - | - | - | - |
| Slovenia | 189 | 226 | 180 | - | - | - |
| Tajikistan | 3 591 | 4 592 | - | - | 188 | 50 |
| Turkey | 2 106 | 2 790 | 1 226 | 1 674 | 4 | 12 |
| Turkmenistan | 1 327 | 500 | - | 5 | - | - |
| Ukraine | 2 769 | 2 454 | 452 | 1 072 | 1 327 | 942 |
| Uzbekistan | 3 046 | 2 573 | 570 | 779 | 122 | 168 |
| Yugoslavia | 63 | 68 | - | - | - | (33) |
| Subtotal (Europe and the Commonwealth of Independent States) | 53 523 | 68 382 | 6 711 | 12 122 | 12 563 | 16 600 |
| Latin America and the Caribbean | | | | | | |
| Anguilla | 47 | 29 | 30 | 42 | - | - |
| Antigua and Barbuda | 192 | 95 | - | - | - | - |
| Argentina | 122 707 | 166 388 | 122 392 | 165 836 | - | - |
| Aruba | 480 | 243 | 395 | 140 | (13) | - |
| Bahamas | 15 | 201 | - | 59 | - | - |
| Barbados | 242 | 69 | 4 | - | - | - |
| Belize | 173 | 215 | - | - | - | 19 |
| Bolivia | 6 418 | 10 174 | 4 352 | 8 160 | 714 | 1 285 |
| Brazil | 196 075 | 256 111 | 193 146 | 255 212 | 1 057 | - |
| British Virgin Islands | 113 | 81 | 104 | 84 | - | - |
| Cayman Islands | 184 | 306 | 336 | 235 | - | - |
| Central America | 3 111 | 2 808 | 351 | 134 | 2 529 | 889 |
| Chile | 10 268 | 13 933 | 9 626 | 12 600 | - | 70 |
| Colombia | 77 529 | 99 084 | 76 129 | 96 733 | - | 2 |
| Costa Rica | 2 627 | 2 881 | 1 927 | 1 876 | 329 | 715 |
| Cuba | 1 530 | 1 061 | - | - | - | 92 |
| Dominica | 47 | 106 | 92 | 7 | - | - |
| Dominican Republic | 4 080 | 6 933 | 2 279 | 4 179 | 25 | 121 |
| Ecuador | 17 247 | 26 332 | 20 837 | 24 046 | 237 | 414 |
| El Salvador | 21 235 | 33 260 | 19 610 | 29 712 | 1 480 | 1 721 |

Table 4 (continued)
(in thousands of United States dollars)

| Country | Total programme expenditures | | Cost-sharing ^{b/} (included in total programme expenditures) | | | |
|---|------------------------------|------------------|--|------------------|---------------|----------------|
| | | | Government | | Third-party | |
| | 1997 | 1998 | 1997 | 1998 | 1997 | 1998 |
| Grenada | 42 | 138 | - | 5 | - | - |
| Guatemala | 30 383 | 43 115 | 17 641 | 30 679 | 8 603 | 7 808 |
| Guyana | 1 192 | 1 410 | 1 521 | 141 | - | 412 |
| Haiti | 20 085 | 11 697 | 879 | 182 | 1 979 | 1 575 |
| Honduras | 10 811 | 12 731 | 8 551 | 9 942 | 182 | 44 |
| Jamaica | 1 215 | 2 403 | 104 | 1 814 | - | 92 |
| Mexico | 3 877 | 2 446 | 1 806 | 2 174 | 241 | 27 |
| Montserrat | 202 | (168) | - | - | - | - |
| Multi-island | 704 | 714 | - | (25) | 711 | 66 |
| Netherlands Antilles | 650 | 367 | 818 | 360 | - | - |
| Nicaragua | 7 095 | 7 083 | 4 172 | 2 196 | 2 937 | 2 673 |
| Panama | 80 636 | 115 196 | 82 162 | 114 292 | - | - |
| Paraguay | 13 773 | 15 390 | 12 839 | 15 013 | - | - |
| Peru | 95 519 | 90 472 | 87 544 | 88 300 | 2 759 | 173 |
| Saint Helena | 247 | 281 | - | - | - | - |
| Saint Kitts and Nevis | 25 | 13 | 25 | 153 | - | - |
| Saint Lucia | 73 | 27 | 12 | - | 6 | - |
| Saint Vincent and the Grenadines | 194 | 158 | 43 | 23 | - | - |
| Suriname | 212 | 222 | 173 | 177 | 58 | 9 |
| Trinidad and Tobago | 262 | 221 | 14 | 1 | - | - |
| Turks and Caicos Islands | 2 | 20 | - | - | - | - |
| Uruguay | 23 714 | 30 829 | 22 205 | 30 198 | - | 180 |
| Venezuela | 17 849 | 70 633 | 17 361 | 69 633 | - | - |
| Subtotal (Latin America and the Caribbean) | 773 082 | 1 029 409 | 709 480 | 984 493 | 24 034 | 18 385 |
| TOTAL COUNTRY PROGRAMMES/PROJECTS | 1 417 883 | 1 846 135 | 761 726 | 1 043 848 | 73 410 | 89 478 |
| INTERCOUNTRY PROGRAMMES/PROJECTS | | | | | | |
| Regional | 63 834 | 62 970 | 1 212 | (3 342) | 7 649 | 10 173 |
| Interregional | 16 644 | 13 168 | 227 | 658 | 3 794 | 4 183 |
| Global | 24 715 | 35 236 | 456 | 728 | 2 232 | 8 007 |
| TOTAL INTERCOUNTRY PROGRAMMES/PROJECTS | 105 193 | 111 374 | 1 895 | (1 956) | 13 675 | 22 363 |
| TOTAL COUNTRY AND INTERCOUNTRY PROGRAMMES/PROJECTS | 1 523 076 | 1 957 509 | 763 621 | 1 041 892 | 87 085 | 111 841 |
| GCCC | 5 631 | 4 089 | - | - | - | - |
| GRAND TOTAL (COUNTRY + INTERCOUNTRY + GCCC) | 1 528 707 | 1 961 598 | 763 621 | 1 041 892 | 87 085 | 111 841 |

a/ Includes expenditures financed under the IPF, SPR, SIS, SMF/LDC, GCCC, technical support services IPF-Subline and cost-sharing when applicable.

b/ Includes programme and project expenditures financed under government and third-party cost-sharing contributions.

Table 6 (a). Funds and programmes administered by UNDP, expenditures by country or area, 1998
(in thousands of United States dollars)

| | UNCDF | UNFEM | UNSO | UNW | UNRFNRE | UNDP Energy Account | Global Environment Facility | Montreal Protocol | Capacity 21 | Africa 2000 Network | Famine and Malnutrition | UNDP Trust Fund for World Summit on Social Development | UNDP Trust Fund for Sustainable Social Development, Peace and Support to Countries in Special Situations | Assistance to Refugee-related Projects | OTHERS ^{b/} | TOTAL |
|---------------------------------------|-------|-------|------|-------|---------|---------------------|-----------------------------|-------------------|-------------|---------------------|-------------------------|--|--|--|----------------------|--------|
| Algeria | - | - | - | - | - | - | - | - | - | - | - | - | - | - | - | - |
| Angola | - | - | - | 60 | - | - | - | - | - | - | - | - | - | - | - | - |
| Anguilla | - | (2) | - | - | - | - | 47 | - | - | - | - | - | - | - | - | - |
| Antigua and Barbuda | - | - | - | 1 030 | - | - | - | - | - | - | - | - | - | - | - | - |
| Argentina | - | - | - | 5 | - | - | - | - | - | - | - | - | - | - | 1 006 | 1 006 |
| Armenia | - | - | - | 2 | - | - | - | - | - | - | - | - | - | - | - | 47 |
| Azerbaijan | - | 9 | - | - | - | - | 1 | - | - | - | - | - | - | - | 11 396 | 12 424 |
| Bahamas | - | - | - | 5 | - | - | 260 | 1 606 | - | - | - | - | - | - | - | 5 |
| Bahrain | - | - | - | - | - | - | 301 | - | - | - | - | - | - | - | - | 3 |
| Bangladesh | - | - | - | - | - | - | 3 145 | - | - | - | - | - | - | - | - | 1 875 |
| Barbados | 568 | - | - | - | - | - | 2 | 126 | - | - | - | 27 | 6 | - | - | 333 |
| Belarus | - | 50 | - | - | - | - | - | 233 | - | - | - | - | - | - | - | 3 151 |
| Belize | - | - | - | - | - | - | 109 | 224 | - | - | - | - | - | - | - | 128 |
| Benin | - | - | - | - | - | - | - | - | - | - | - | - | - | - | - | 233 |
| Bhutan | 436 | - | - | - | - | - | - | - | - | - | - | - | - | - | - | 891 |
| Bolivia | 1 557 | - | - | 31 | - | - | 445 | - | - | - | - | 29 | - | - | - | 50 |
| Bosnia and Herzegovina | 546 | - | - | 59 | - | - | 278 | - | - | - | - | - | - | - | - | 29 |
| Botswana | - | - | - | - | - | - | 234 | - | 85 | - | - | - | - | - | - | 445 |
| Brazil | - | 9 | 133 | 928 | - | - | 29 | 12 | 249 | - | - | - | - | - | - | 746 |
| Bulgaria | - | 189 | - | 48 | - | - | 23 | - | - | - | - | - | - | - | - | 1 935 |
| Burkina Faso | - | - | - | - | - | - | 1 396 | 6 086 | - | - | - | - | (32) | - | 19 808 | 836 |
| Burundi | 1 928 | 136 | - | 2 | - | - | - | - | - | - | - | - | - | - | 214 | 20 504 |
| Cambodia | 84 | 77 | 5 | 37 | - | - | 247 | - | 93 | - | - | - | - | - | - | 427 |
| Cameroon | 1 381 | 2 | - | 113 | - | - | 181 | - | 19 | 9 | - | 8 | - | - | - | 7 670 |
| Cape Verde | - | 21 | - | 808 | - | - | 4 | - | 19 | - | - | - | - | - | - | 350 |
| Central African Republic | 564 | - | - | - | - | - | 21 | - | 28 | - | - | - | - | - | - | 2 325 |
| Central America | 445 | - | 379 | 4 | - | - | 11 | - | - | - | - | - | - | - | 364 | 870 |
| Chad | - | - | - | 49 | - | - | 184 | - | - | - | - | - | - | - | 27 638 | 29 648 |
| Chile | 195 | - | 13 | 10 | - | - | 4 | 90 | - | - | - | - | - | - | 119 | 143 |
| China | - | 26 | - | 58 | - | - | 99 | - | - | - | - | - | - | - | - | 1 131 |
| Colombia | - | - | - | - | - | - | 573 | - | - | - | - | - | 1 089 | - | 17 | 688 |
| Comoros | - | 1 | - | 3 | - | - | - | - | - | - | - | - | - | - | - | 1 139 |
| Congo | (149) | - | - | - | - | - | 1 786 | 6 867 | 158 | - | - | - | - | - | - | 1 027 |
| Cook Islands | - | - | - | 23 | - | - | 402 | 292 | - | - | - | - | - | - | - | 599 |
| Costa Rica | - | - | - | 3 | - | - | 173 | - | - | - | - | - | - | - | 1 000 | 11 835 |
| Côte d'Ivoire | - | - | - | 11 | - | - | 10 | 174 | - | - | - | - | - | - | - | 694 |
| Croatia | - | 46 | - | - | - | - | - | - | - | - | - | - | - | - | - | 47 |
| Cuba | - | 1 | - | - | - | - | 1 633 | 356 | 129 | - | - | - | - | - | - | 187 |
| Democratic People's Republic of Korea | - | 4 | - | 14 | - | - | 434 | - | - | - | - | - | - | - | - | 11 |
| Djibouti | - | 67 | - | 5 | - | - | 228 | 48 | 57 | - | - | - | - | - | - | 435 |
| Dominica | 427 | - | - | - | - | - | 253 | - | - | - | - | - | - | - | - | 221 |
| Dominican Republic | - | 6 | 6 | (5) | - | - | 94 | - | - | - | - | - | - | - | - | 337 |
| Ecuador | - | - | - | 10 | - | - | - | - | 288 | - | - | - | - | - | 1 079 | 1 404 |
| Egypt | - | 81 | - | 11 | - | - | 227 | 968 | 159 | - | - | - | - | - | - | 1 404 |
| | - | - | - | 107 | - | - | 41 | - | - | - | - | - | - | - | - | 810 |
| | - | - | - | 8 | - | - | 364 | 1 062 | - | - | - | - | - | - | 11 | 1 395 |
| | - | - | - | - | - | - | - | - | - | - | - | - | - | - | - | 229 |
| | - | - | - | - | - | - | - | - | - | - | - | - | - | - | - | 1 464 |

Table 5 (a) (continued)
(in thousands of United States dollars)

| | UNCDF | UNIFEM | UNSO | UNV | UNRFNRE | UNDP Energy Account | Global Environment Facility | Montreal Protocol | Capacity 21 | Africa 2000 Network | Famine and Malnutrition | UNDP Trust Fund for World Summit on Social Development | UNDP Trust Fund for Sustainable Social Development, Peace and Support to Countries in Special Situations | Assistance to Refugee- related Projects | OTHERS ^{iv} | TOTAL |
|----------------------------------|-------|--------|-------|-----|---------|---------------------------|-----------------------------------|----------------------|----------------|---------------------------|-------------------------------|--|---|---|----------------------|-------|
| | | | | | | | 328 | 410 | 218 | | | | | | 3 711 | 4 888 |
| El Salvador | | 25 | | | | | 50 | | | | | | | | 1 | 88 |
| Equatorial Guinea | | | 66 | 93 | | | 309 | | | | | | | | 2 049 | 2 737 |
| Eritrea | 220 | | | | | | | | (1) | | | 31 | | | 108 | 138 |
| Estonia | | | | | | | 584 | | | | 40 | | | | | 2 396 |
| Ethiopia | 515 | 32 | 1 211 | 14 | | | | | | | | | | | | |
| | | | | 13 | | | 21 | | | | | | | | | 34 |
| Fiji | | | | 42 | | | 125 | | | | | | | | 40 | 1 178 |
| Gabon | | | | 48 | | | | 32 | 282 | | | | | | | 417 |
| Gambia | 798 | | | 162 | | | 161 | 94 | | | | | | | | 276 |
| Georgia | | | | 30 | | | 8 | 167 | 19 | | | | | | | |
| Ghana | | 48 | 6 | | | | | | | | | | | | | |
| | | | | 44 | | | | | | | 115 | | | | | 168 |
| Grenada | | 7 | | | | | | | | | 29 | | | | 1 643 | 2 068 |
| Guatemala | | 30 | | 48 | | | 846 | 272 | | | | | | | 316 | 708 |
| Guinea | 238 | | 10 | 38 | | | 106 | | | | | | | | 129 | 546 |
| Guinea-Bissau | 292 | | | 109 | | | 16 | | | | | | | | | 355 |
| Guyana | | | | 15 | | | 340 | | | | | | | | | |
| | | | | 53 | | | | | | | | | | | 1 519 | 3 844 |
| Haiti | 2 072 | | | | | | | | | | | | | | 1 068 | 1 211 |
| Honduras | | 2 | | | | | 110 | | 31 | | | | | | | 5 432 |
| India | | 140 | | 6 | | | 2 484 | 2 623 | 179 | | | | | | | 841 |
| Indonesia | | 42 | | 4 | | | 55 | 740 | | | | | | | | 110 |
| Iran (Islamic Republic of) | | | | | | | 59 | 51 | | | | | | | | |
| | | | | 92 | | | 4 | 62 | 16 | | | | | | | 200 |
| Jamaica | | 26 | | 45 | | | | | | | | | | | | 45 |
| Japan | | 3 | | | | | 1 297 | | 61 | | | | | | | 1 361 |
| Jordan | | | | 30 | | | 242 | | | | | 34 | | | | 306 |
| Kazakhstan | | | | 15 | | | 251 | 27 | 151 | 1 | | | | | | 616 |
| Kenya | | 60 | 111 | | | | | | | | | | | | | |
| | | | | 10 | | | | | | | | | | | | 132 |
| Kiribati | 122 | | | 14 | | | | | 108 | | | 24 | | | 68 | 222 |
| Kyrgyzstan | | | 10 | 416 | | | 91 | | 42 | | | | | | 5 640 | 8 573 |
| Lao People's Democratic Republic | 2 346 | 38 | | | | | 49 | | | | | 44 | | | 655 | 748 |
| Latvia | | | | | | | 945 | 58 | 53 | | | | | | | 1 097 |
| Lebanon | | 41 | | | | | | | | | | | | | | |
| | | | | 43 | | | 83 | 52 | | | | 35 | | | | 652 |
| Lesotho | 439 | | | 18 | | | | | | | | | | | 90 | 108 |
| Liberia | | | | 2 | | | | | | | | | | | | 2 |
| Libyan Arab Jamahiriya | | | | | | | 3 224 | | | | | 6 | | | 57 | 3 287 |
| Lithuania | | | | 33 | | | 226 | | | | | | | | | 648 |
| Madagascar | 389 | | | | | | | | | | | | | | | |
| | | | | 51 | | | 49 | 6 | 194 | | | | | | | 4 340 |
| Malawi | 4 036 | 4 | | | | | 151 | 2 619 | | | | | | | | 2 770 |
| Malaysia | | | | | | | | | | | 5 | | | | | 165 |
| Maldives | | | | 27 | | | 133 | | | | | | | | 1 659 | 5 055 |
| Mali | 3 128 | | 87 | 63 | | | 118 | | | | | | | | | 35 |
| Marshall Islands | | | | 30 | | | 5 | | | | | | | | | |
| | | | | | | | 85 | | | 4 | | | | | | 2 161 |
| Mauritania | 2 035 | 6 | 19 | 12 | | | 24 | 10 | | | | | | | | 34 |
| Mauritius | | | | | | | 149 | 3 323 | 310 | | | 1 | | | | 3 881 |
| Mexico | | 98 | | | | | | | | | | | | | | 20 |
| Micronesia (Federated States of) | | | | 20 | | | | | 28 | | | | | | 1 433 | 1 929 |
| Mongolia | | | | 28 | | | 440 | | | | | | | | | |

Table 5 (a) (continued)
(in thousands of United States dollars)

| | UNCDF | UNIFEM | UNSO | UNV | UNRFNRE | UNDP Energy Account | Global Environment Facility | Montreal Protocol | Capacity 21 | Africa 2000 Network | Famine and Malnutrition | UNDP Trust Fund for World Summit on Social Development | UNDP Trust Fund for Sustainable Social Development, Peace and Support to Countries in Special Situations | Assistance to Refugee- related Projects | OTHERS ^{b/} | TOTAL |
|--|--------|--------|-------|--------|---------|---------------------------|-----------------------------------|----------------------|----------------|---------------------------|-------------------------------|--|---|---|----------------------|---------|
| Togo | 610 | 2 | - | 31 | - | - | 31 | - | - | - | - | - | - | - | - | 674 |
| Trinidad and Tobago | - | - | - | - | - | - | 2 | 202 | (3) | - | - | - | - | - | - | 201 |
| Trust Territory of the Pacific Islands | - | 10 | - | 27 | - | - | - | - | - | - | - | - | - | - | - | 37 |
| Turjaisa | - | - | - | - | - | - | 98 | - | - | - | - | - | - | - | - | 98 |
| Turkey | - | - | - | (1) | - | - | - | - | 147 | - | - | 49 | - | - | - | 195 |
| Turkmenistan | - | - | - | - | - | - | - | - | - | - | - | 4 | - | - | - | 4 |
| Turks and Caicos Islands | - | - | - | 3 | - | - | - | - | - | - | - | - | - | - | - | 3 |
| Tuvalu | - | - | - | 10 | - | - | - | - | - | - | - | - | - | - | - | 10 |
| Uganda | 1 980 | - | 319 | 39 | - | - | 558 | (1) | - | - | - | - | - | - | - | 2 895 |
| Ukraine | - | - | - | 1 | - | - | - | - | - | - | - | 8 | - | - | - | 9 |
| United Republic of Tanzania | 606 | 323 | 198 | 99 | - | - | 698 | 4 | 1 | - | - | - | - | - | - | 1 915 |
| Uruguay | - | - | - | - | - | - | 1 094 | 101 | - | - | - | - | - | - | 80 | 1 245 |
| Uzbekistan | - | - | - | 8 | - | - | 193 | 0 | - | - | - | - | - | - | 9 | 208 |
| Vanuatu | 72 | - | - | 8 | - | - | - | - | - | - | - | - | - | - | - | 78 |
| Venezuela | - | - | - | - | - | - | 211 | 1 216 | - | - | - | - | - | - | - | 1 427 |
| Viet Nam | 690 | 3 | - | 70 | - | - | (51) | 4 | 31 | - | - | - | - | 213 | - | 980 |
| Virgin Islands (UK) | - | - | - | 8 | - | - | - | - | - | - | - | - | - | - | - | 8 |
| Yemen | 1 516 | - | - | 108 | - | - | 2 354 | - | - | - | - | 10 | - | - | - | 3 988 |
| Yugoslavia | - | - | - | 3 | - | - | - | - | - | - | - | - | - | - | - | 3 |
| Zaire | - | - | - | 3 | - | - | 51 | - | - | - | - | - | - | - | - | 54 |
| Zambia | 1 041 | - | 87 | 51 | - | - | 10 | 4 | - | - | - | - | - | 84 | - | 1 257 |
| Zimbabwe | - | 39 | 225 | 9 | - | - | 729 | - | - | - | - | - | - | - | - | 1 002 |
| Africa | 453 | 2 687 | 142 | 193 | - | 247 | 5 531 | - | 813 | - | - | 748 | - | 1 | 3 687 | 14 302 |
| Arab States | - | 208 | - | (1) | - | - | 372 | - | - | - | - | 188 | - | - | - | 747 |
| Asia and the Pacific | - | 1 917 | 5 | 35 | - | 322 | 5 312 | - | (5) | - | - | 364 | - | - | 556 | 8 508 |
| Europe and the Commonwealth of Independent States | - | 34 | 35 | - | - | - | 3 131 | - | (3) | - | - | - | - | - | 364 | 3 581 |
| Latin America and the Caribbean | - | 3 696 | 38 | 234 | - | - | 925 | - | 31 | - | - | 40 | - | - | 723 | 5 687 |
| Interregional | 806 | - | 1 491 | 6 099 | 152 | 290 | 8 447 | 876 | 3 147 | - | - | - | - | - | 2 077 | 23 990 |
| Global | - | 2 913 | 82 | 5 997 | - | - | 2 750 | 99 | 44 | - | - | - | - | - | 6 143 | 18 028 |
| Others | - | - | - | 3 | - | - | - | - | - | - | - | - | - | - | - | 3 |
| TOTAL | 42 804 | 14 050 | 6 504 | 18 977 | 318 | 930 | 65 419 | 40 046 | 8 172 | 45 | 45 | 1 893 | 173 | 1 | 167 598 | 387 217 |

a/ Expenditures do not include overhead paid to executing/implementing agencies.

b/ See table 5 (b).

Source: Financial Reporting Section, Bureau for Financial and Administrative Services, UNDP

Table 5 (b). Breakdown of expenditures by country or area of other trust funds (column 16 of table 5 (a)), 1998
(in thousands of United States dollars)

| Country, area or region | Amount | Trust fund |
|---------------------------------------|--------|--|
| Afghanistan | 666 | Sweden Trust Fund for the Project "Support to the Comprehensive Disabled Afghans Programme (CDAP)" |
| | 340 | Sweden Trust Fund in Support of Integrated Crop and Food Production in Afghanistan |
| Angola | 11 208 | UNDP Trust Fund for Angola |
| | 188 | UNDP/Sweden Trust Fund on Support to a Financial Systems Development Project in Angola |
| Bosnia and Herzegovina | 3 685 | UNDP Trust Fund for Mine Clearance in Bosnia and Herzegovina |
| | 3 073 | UNDP/EEC Trust Fund Agreement for the Project "Support to Refugees and Displaced Persons in Bosnia" |
| | 555 | UNDP/EEC Trust Fund for Support to Refugees and Displaced Persons in Central Bosnia Canton |
| | 1 077 | UNDP/EEC Trust Fund for Support to Village Employment Creation in Bosnia and Herzegovina |
| | 4 550 | UNDP/EEC Trust Fund for Village Employment and Environment Programme |
| | 6 668 | UNDP/EEC Trust Fund for Village Employment and Environment Project in Bosnia and Herzegovina |
| Botswana | 214 | UNDP/Sweden Trust Fund on Support of HIV/AIDS Programme in Botswana |
| Burundi | 364 | Sweden Trust Fund to Support Reconstruction and Reconciliation Activities in Burundi |
| Cameroon | 118 | Trust Fund with Norway for Support for Governance in Africa |
| Cambodia | 2 044 | UNDP/Sweden Trust Fund for Alleviation of Poverty through ACLEDA's Financial Services |
| | 4 450 | Sweden Trust Fund for "Support to De-mining Programmes in Cambodia through the Cambodia Mine Action Centre" |
| | 4 899 | Sweden Trust Fund for "Support to Cambodia Resettlement and Reintegration Programme (CARERE)" |
| | 735 | UNDP/Sweden Trust Fund on Support to Capacity Development for Socio-Economic Surveys and Planning |
| | 4 084 | UNDP Trust Fund for Capacity Building in De-Mining Operations in Cambodia |
| | 9 520 | UNDP Trust Fund for Support to Local and National Elections in Cambodia |
| | 1 694 | UNDP/Sweden Trust Fund for "Support to Rural Development in Cambodia" |
| | 212 | UNDP Trust Fund in Support of the Cambodia Area Rehabilitation and Reintegration |
| Central America | 17 | UNDP/Norway Trust Fund for the Special Plan of Economic Cooperation for Central America |
| Costa Rica | 359 | UNDP/Spain Trust Fund for Support to the Governance in Central America |
| China | 1 000 | UNDP/Sweden Trust Fund for United Nations Inter-Agency Appeal for Emergency Relief and Initial Rehabilitation in China |
| Croatia | 181 | UNDP/Belgium Trust Fund for Rehabilitation and Sustainable Development of Eastern Slavonia |
| | 26 | UNDP/Sweden Trust Fund to Support the Rehabilitation and Sustainable Development of War-torn Areas in Croatia |
| Democratic People's Republic of Korea | 1 079 | UNDP/Democratic People's Republic of Korea Trust Fund for Agricultural Relief and Rehabilitation Programme |

Table 5 (b) (continued)
(in thousands of United States dollars)

| Country, area or region | Amount | Trust fund |
|----------------------------------|--------|--|
| Dominican Republic | 11 | UNDP/JAIDO Trust Fund for Sea Island Cotton Pilot Production |
| El Salvador | 64 | Support to the Joint Group in El Salvador |
| | 70 | Trust Fund for the FMLN Relocation Points in El Salvador |
| | 2 890 | Trust Fund in Support of Peace-Building Activities in El Salvador |
| | 687 | UNDP/Spain Trust Fund for Support to Governance in Central America |
| Equatorial Guinea | 1 | Trust Fund for the Special Netherlands Contribution for the Least Developed Countries |
| Eritrea | 2 049 | Sweden Trust Fund for Support to the Programme for Refugee Reintegration and Rehabilitation of Resettlement Areas in Eritrea |
| Estonia | 5 | EEC/Estonian Trust Fund to Support the Implementation of the Estonian Language Training Programme |
| | 33 | Trust Fund in Support of Estonia's State Programme for Integration of Non-Estonians into Estonian Society |
| | 70 | UNDP Trust Fund for the Baltic Republics |
| Gambia | 40 | Trust Fund for the Special Netherlands Contribution for the Least Developed Countries |
| Guatemala | 892 | UNDP Trust Fund for the Implementation of the Agreement on the Resettlement of Populations Uprooted by Armed Conflict in Guatemala |
| | 751 | UNDP/Spain Trust Fund for Support to Governance in Central America |
| Guinea | 316 | Trust Fund with Norway for Support for Governance in Africa |
| Guinea-Bissau | 129 | Netherlands Trust Fund for Special Action Programme for Public Administration and Management |
| Haiti | 511 | UNDP Trust Fund for Assistance to the Haitian National Police |
| | 1 008 | UNDP/Japan Trust Fund in Support of Reintegration Activities in Haiti |
| Honduras | 756 | UNDP/Spain Trust Fund for Support to Governance in Central America |
| | 312 | UNDP/Sweden Trust Fund in support of the project "Gobernabilidad Democratica-Honduras" |
| Kyrgyzstan | 15 | Trust Fund in Support of Strengthening of the Ministry of Foreign Affairs in Kyrgyzstan |
| | 39 | UNDP Trust Fund for Capacity Development Assessment |
| | 14 | UNDP/Switzerland Trust Fund for Support to Aid Management and Aid Coordination in Kyrgyzstan |
| Lao People's Democratic Republic | 152 | UNDP/Sweden Trust Fund for the Project Rural Access Planning and Infrastructure for Basic Needs |
| | 5 066 | UNDP/LAO PDR Trust Fund for Clearance of Unexploded Ordnance |
| | 422 | UNDP/Sweden Trust fund for Support to the Science, Technology and Environment Organization in the Lao People's Democratic Republic (STENO) |

Table 5 (b) (continued)
 (in thousands of United States dollars)

| Country, area or region | Amount | Trust fund |
|-------------------------|--------|---|
| Latvia | 177 | UNDP Trust Fund for the Baltic Republics |
| | 368 | UNDP/EEC Trust Fund for the Project Promotion of Social Integration in Latvia: Language Training Programme |
| | 110 | UNDP/Sweden Trust Fund for Capacity Development of the Latvian National Human Rights Office |
| Liberia | 90 | Trust Fund with Norway for Support for Governance in Africa |
| Lithuania | 57 | UNDP Trust Fund for the Baltic Republics |
| Mali | 1 659 | UNDP Trust Fund to Support the Peace Process in North Mali |
| Mongolia | 1 433 | UNDP/Sweden Trust fund on Support to the National Poverty Alleviation Programme in Mongolia |
| Mozambique | 236 | Reintegration of Military Personnel in Mozambique |
| | 15 | Trust Fund for Emergency Assistance to the People's Republic of Mozambique |
| | 2 398 | UNDP Trust Fund for Pooling Agreement for Technical Assistance to the Health Sector |
| | 2 612 | UNDP Trust Fund for the Mozambique Mine Clearance Programme |
| | 355 | UNDP Trust Fund for the Reintegration of Demobilized Military Personnel in Mozambique |
| | 190 | UNDP/IDA Trust Fund for the National Environment Support Programme in Mozambique |
| | 568 | UNDP/Norway Trust Fund for Assistance to the Electoral Process in Mozambique |
| Namibia | 4 | UNDP Trust Fund for Namibia |
| Nicaragua | 709 | UNDP/Spain Trust Fund for Support to Governance in Central America |
| Palestine | 30 747 | UNDP Fund for the Programme of Assistance to the Palestinian People |
| Panama | 385 | UNDP/Spain Trust Fund for Support to Governance in Central America |
| Peru | 83 | UNDP Trust Fund for Assistance to Technical Cooperation Fund between Peru and Argentina to Administer Food Aid |
| Republic of Moldova | 7 | Sweden/Moldova Trust fund for the project Women, Society and Politics |
| Russian Federation | 18 | UNDP Sakha Republic (Yakutia) Trust Fund for the Programme of Assistance to the Northern Indigenous Peoples of the Sakha Republic |
| Rwanda | 14 | Finland/UNDP Trust Fund for the Construction of an Agro-Veterinary School in Rushashi |
| | 29 508 | UNDP Trust Fund for Rwanda |
| Senegal | 9 | Trust Fund with Norway for Support for Governance in Africa |
| Sierra Leone | (151) | UNDP Trust Fund for Demobilization, Reintegration, Rehabilitation and Recovery in Sierra Leone |

Table 5 (b) (continued)
(In thousands of United States dollars)

| Country, area or region | Amount | Trust fund |
|---|--------|---|
| Somalia | 812 | UNDP/Sweden Trust Fund for the Project Local Administrative Structures in Somalia |
| South Africa | 2 211 | UNDP Trust Fund for the United Nations Educational and Training Programme for Southern Africa (UNETPSA) |
| Swaziland | 134 | Trust Fund with Norway for Support for Governance in Africa |
| Tajikistan | 63 | Trust Fund on the United Nations Consolidated Inter-Agency Appeal for Tajikistan |
| Uruguay | 50 | UNDP/EEC Trust Fund for the project Reserva de la Biosfera - Banados el Este, Uruguay |
| Uzbekistan | 9 | UNDP Trust Fund for Urgent Human Needs in Uzbekistan |
| Viet Nam | 213 | Sweden Trust Fund for Strengthening Financial Policies and Institutions in Viet Nam |
| Zambia | 84 | Netherlands Trust Fund for Special Action Programme for Public Administration and Management |
| Africa | 51 | Finland Trust Fund for National Technical Cooperation Assessment and Programme Activities |
| | 1 751 | Fonds Fiduciaire du PNUD Concernant l'Organisation pour l'harmonisation en Afrique du Droit des Affaires (OHADA) |
| | 1 643 | Trust Fund with Norway for Support for Governance in Africa |
| | 35 | UNDP Trust Fund for Receipt of Payments by Users of the African Project Development Facility |
| | 207 | UNDP/EEC Trust Fund Agreement for the Africa 2000 Network Programme: Grants in Burkina Faso, Cameroon and Uganda |
| Asia and the Pacific | 104 | UNDP/Denmark Trust Fund for the international Training Network Centre for Water Supply and Waste Management in Bangladesh |
| | 83 | UNDP/EEC Trust Fund for Multi-Donor Partner Support to the Mekong River Commission for Key Officers Posts and Capacity-Building |
| | 192 | UNDP/Australia Trust Fund for Fiscal and Monetary Management Reform and Statistical Improvement, Phase II |
| | 75 | UNDP/NOVIB Group of Resource Persons for Awareness Creation for Environment and Sustainable Development in Asia |
| | 104 | UNDP/Republic of Korea Trust Fund in Support of the Tumen River Area Development Programme |
| Europe and the Commonwealth of Independent States | 255 | Trust Fund for Aral Sea Basin Programme |
| | 109 | Trust Fund in Support of National Capacity-Building in External Aid Resources Management |
| Latin America and the Caribbean | 723 | UNDP/Spain Trust Fund for Support to Governance in Central America |

Table 5 (b) (continued)
 (in thousands of United States dollars)

| Country, area or region | Amount | Trust fund |
|-------------------------|----------------|--|
| Interregional | 110 | Government of France Trust Fund for the UNDP/World Bank Energy Sector Management Assessment Programme |
| | 228 | Government of Germany Trust Fund for UNDP/World Bank Energy Sector Management Assistance Programme |
| | 369 | Perez-Guerrero Trust Fund for Economic and Technical Cooperation among Developing Countries |
| | (66) | UNDP Development Study Programme |
| | 642 | UNDP Trust Fund for Action on Development Issues |
| | 512 | UNDP Trust Fund for Council on Health Research for Development |
| | 60 | UNDP/Denmark Trust Fund for Global and Regional Support for the Aid Accountability Initiative |
| | (5) | UNDP/Denmark Trust Fund for Local Initiative Facility for Urban Environment in the Low-income Urban Areas in Thailand |
| | 227 | UNDP/DEVNET Trust Fund for Technological Information Pilot System |
| Global | 1 839 | Swedish Trust Fund on Efficiency and Effectiveness Enhancing Measures within UNDP |
| | (27) | Enhancement of Private Sector Role in Development |
| | 193 | Netherlands Trust Fund for Special Action Programme for Public Administration and Management |
| | 312 | United Nations Fund for Science and Technology for Development |
| | 60 | UNDP Trust Fund for Capacity Development Assessment |
| | 838 | UNDP Trust Fund for Public-Private Partnerships for the Urban Environment |
| | 18 | UNDP Trust Fund in Support of the Activities of the World Commission on Forests and Sustainable Development |
| | 437 | UNDP Trust Fund to Support Micro-Finance and Enterprise Development |
| | 1 417 | UNDP/Denmark Trust Fund for Global and Regional Support for the Aid Accountability Initiative |
| | 231 | UNDP/EEC Trust Fund for Sustainable Energy as a Tool for Development for ACP Countries |
| | 70 | UNDP/Norway Trust Fund for AII Clean Development Project |
| | 84 | UNDP/Sweden Trust Fund for Support to the Sustainable Energy and Environment Division in the Area of Water Resources and Gender |
| | 671 | UNDP/Sweden Trust Fund on Support to the Technical Advisory Committee of the Global Water Partnership |
| TOTAL | 167 838 | |

Table 6. Funds and programmes administered by UNDP: expenditures by executing agency and by country or area, 1998
(in thousands of United States dollars)

| | UN | ILO | FAO | UNIDO | BANK | UNOPS | UNCHS | IFC | UNSO | UNV | UNCDF | UNIFEM | UNRPA | NGO | NEX | OTHERS | TOTAL |
|---------------------------------------|-------|-------|-----|-------|------|--------|-------|-----|------|-----|-------|--------|-------|-----|-------|--------|--------|
| Afghanistan | | | 340 | | | 666 | | | | | 60 | | | | | | 1 066 |
| Algeria | | | | | | | | | | | | | | | | 47 | 47 |
| Angola | | | | | | 8 251 | | | | | | (2) | | | | 3 145 | 12 424 |
| Anguilla | | | | | | | | | | | | | | | | | 5 |
| Antigua and Barbuda | | | | | | | | | | 2 | | | | | | 1 | 3 |
| Argentina | | | | | | 1 014 | | | | | | | | 9 | 252 | | 1 075 |
| Armenia | | | | | | | | | | 5 | | | | | 328 | | 333 |
| Azerbaijan | | | | | | 2 954 | | | | | | | | | 197 | | 3 151 |
| Bahamas | | | | | | 126 | | | | | | | | | 2 | | 128 |
| Bahrain | | | | | | 233 | | | | | | | | | | | 233 |
| Bangladesh | | | | | | 86 | | | | | 228 | | | | 577 | | 891 |
| Barbados | | | | | | | | | | | | | | 50 | 0 | | 50 |
| Belarus | | | | | | | | | | | | | | | 28 | | 28 |
| Belize | | | | | | 264 | | | | | | | | | 181 | | 445 |
| Berlin | | | 62 | | | 213 | | | | 31 | 28 | | | | 412 | | 746 |
| Bhutan | | | | | | 13 | | | | 89 | | | | | 1 770 | | 1 905 |
| Bolivia | | | | | | 458 | | | | 19 | | | | | 359 | | 836 |
| Bosnia and Herzegovina | | | | | | 2 699 | | | | 928 | | | | | 955 | 15 922 | 20 504 |
| Botswana | | | | | | | | | | 48 | | | | 9 | 370 | | 427 |
| Brazil | | | | | | 3 166 | | | | | | 3 | | 12 | 3 889 | | 7 670 |
| Bulgaria | | | | | | | | | | 2 | | | | | 348 | | 350 |
| Burkina Faso | | | | | | 1 517 | | | | 37 | 161 | | | 136 | 474 | | 2 325 |
| Burundi | | | | | | 37 | | | | 113 | 75 | 77 | | | 388 | | 670 |
| Cambodia | | 2 044 | | | | 733 | | | | 696 | 108 | 2 | | | 175 | | 29 648 |
| Cameroon | | | | | | 25 980 | | | | | | | | 21 | 122 | | 143 |
| Cape Verde | | | | | | 127 | | | 14 | 4 | | | | | 986 | | 1 131 |
| Central African Republic | 281 | | | | | 94 | | | | 49 | 59 | | | | 95 | | 588 |
| Central America | | | | | | 1 116 | | | 13 | 10 | | | | | | | 1 139 |
| Chad | | | 17 | | | 9 | | | | 58 | | | | | 943 | | 1 027 |
| Chile | | | | | | | | | | | | | | 26 | 573 | | 599 |
| China | 1 223 | | | 532 | | 2 217 | | | | 3 | | | | | 7 860 | | 11 835 |
| Colombia | | | | | | 173 | | | | | | | | | 521 | | 694 |
| Comoros | | | | | | 31 | | | | 23 | (180) | | | | 173 | | 47 |
| Congo | | | | | | 174 | | | | 3 | | | | | 10 | | 187 |
| Cook Islands | | | | | | | | | | 11 | | | | | | | 11 |
| Cote d'Ivoire | | | | | | | | | | | | | | | 435 | | 435 |
| Croatia | | | | | | 207 | | | | 14 | | | | | 221 | | 221 |
| Cuba | | | | | | 30 | | | | | | | | | 307 | | 337 |
| Democratic People's Republic of Korea | | | | | | 1 079 | | | | 5 | | 16 | | | 304 | | 1 404 |
| Djibouti | | | | | | | 413 | | | (5) | 15 | | | | 387 | | 870 |
| Dominica | | | | | | | | | | 10 | | | | 6 | 0 | | 16 |
| Dominican Republic | | | | | | 988 | | | | 11 | | | | | 396 | | 1 386 |
| Ecuador | | | | | | | | | | 107 | | 74 | | | 48 | | 229 |
| Egypt | | | | | | 1 115 | | | | 8 | | | | | 341 | | 1 464 |
| El Salvador | | | | | | 410 | | | | | | | | 17 | 4 197 | | 4 680 |

Table 6 (continued)
 (in thousands of United States dollars)

| | WORLD | | | | | | | | | | | | | | OTHERS ^b | TOTAL | |
|----------------------------------|-------|-----|-----|-------|------|-------|-------|-----|------|-----|-------|--------|---------|-----|---------------------|-------|-------|
| | UN | ILO | FAO | UNIDO | BANK | UNOPS | UNCHS | IFC | UNSO | UNV | UNCDF | UNIFEM | UNRFRRE | NGO | | | NEX |
| Equatorial Guinea | - | - | - | - | - | 1 | - | - | - | 37 | - | - | - | - | 50 | - | 88 |
| Eritrea | - | - | 5 | - | - | 194 | - | - | - | 93 | 139 | - | - | - | 2 306 | - | 2 737 |
| Estonia | - | - | - | - | - | - | - | - | - | - | - | - | - | - | 138 | - | 138 |
| Ethiopia | - | - | - | - | - | - | - | - | 9 | 14 | 22 | - | - | 32 | 2 319 | - | 2 396 |
| Fiji | - | - | - | - | - | - | - | - | - | 13 | - | - | - | - | 21 | - | 34 |
| Gabon | - | - | - | - | - | 86 | - | - | - | 42 | - | - | - | - | 39 | - | 167 |
| Gambia | 335 | - | - | - | - | 72 | - | - | - | 48 | (4) | - | - | - | 727 | - | 1 178 |
| Georgia | - | - | - | - | - | 94 | - | - | - | 162 | - | - | - | - | 161 | - | 417 |
| Ghana | - | - | - | - | - | 79 | - | - | - | 30 | - | - | - | 8 | 159 | - | 276 |
| Grenada | - | - | - | - | - | - | - | - | - | 44 | - | - | - | - | 122 | - | 166 |
| Guatemala | - | - | - | - | - | 272 | - | - | - | 48 | - | 30 | - | - | 2 518 | - | 2 868 |
| Guinea | - | - | 1 | - | - | 484 | - | - | - | 38 | 15 | - | - | - | 190 | - | 708 |
| Guinea-Bissau | 129 | - | - | - | - | - | 91 | - | - | 109 | 175 | - | - | - | 42 | - | 546 |
| Guyana | - | - | - | - | - | - | - | - | - | 15 | - | - | - | - | 340 | - | 355 |
| Haiti | - | - | - | - | - | 3 238 | - | - | - | 53 | 64 | - | - | - | 289 | - | 3 644 |
| Honduras | - | - | - | - | - | - | - | - | - | - | - | - | - | 2 | 1 209 | - | 1 211 |
| India | - | - | - | - | - | 2 466 | - | - | - | 6 | - | 91 | - | 9 | 2 860 | - | 5 432 |
| Indonesia | - | - | - | - | - | 689 | - | - | - | 4 | - | - | - | - | 148 | - | 841 |
| Iran (Islamic Republic of) | - | - | - | - | - | - | - | - | - | - | - | - | - | - | 110 | - | 110 |
| Jamaica | - | - | - | - | - | 62 | - | - | - | 92 | - | - | - | 16 | 30 | - | 200 |
| Japan | - | - | - | - | - | - | - | - | - | 45 | - | - | - | - | - | - | 45 |
| Jordan | - | - | - | - | - | - | - | - | - | - | - | 3 | - | - | 1 358 | - | 1 361 |
| Kazakhstan | 9 | - | - | - | - | - | - | - | - | 30 | - | - | - | - | 267 | - | 306 |
| Kenya | - | - | - | 6 | - | 1 | - | - | - | 15 | - | 54 | - | - | 540 | - | 616 |
| Kiribati | - | - | - | - | - | - | - | - | - | 10 | - | - | - | - | 122 | - | 132 |
| Kyrgyzstan | - | - | - | - | - | 53 | - | - | 10 | 14 | - | - | - | - | 145 | - | 222 |
| Lao People's Democratic Republic | - | - | - | - | - | 271 | 100 | - | - | 416 | 475 | 38 | - | - | 7 274 | (1) | 8 573 |
| Latvia | - | - | - | - | - | - | - | - | - | - | - | - | - | - | 748 | - | 748 |
| Lebanon | - | - | - | - | - | - | - | - | - | - | - | 41 | - | - | 1 056 | - | 1 097 |
| Lesotho | - | - | - | - | - | 87 | - | - | - | 43 | 15 | - | - | - | 507 | - | 652 |
| Liberia | - | - | - | - | - | 90 | - | - | - | 18 | - | - | - | - | - | - | 108 |
| Libyan Arab Jamahiriya | - | - | - | - | - | - | - | - | - | 2 | - | - | - | - | - | - | 2 |
| Lithuania | - | - | - | - | - | 3 222 | - | - | - | - | - | - | - | - | 65 | - | 3 287 |
| Madagascar | - | - | - | - | - | 7 | - | - | - | 33 | 114 | - | - | - | 494 | - | 648 |
| Malawi | - | - | - | - | - | 6 | - | - | - | 51 | 580 | - | - | - | 3 703 | - | 4 340 |
| Malaysia | - | - | - | - | - | 2 455 | - | - | - | - | - | - | - | - | 315 | - | 2 770 |
| Maldives | - | - | - | - | - | 19 | - | - | - | 27 | - | - | - | - | 119 | - | 165 |
| Mali | - | - | - | - | - | 778 | - | - | - | 63 | 77 | - | - | - | 4 137 | - | 5 055 |
| Marshall Islands | - | - | - | - | - | - | - | - | - | 30 | - | - | - | - | 5 | - | 35 |
| Mauritania | - | - | 3 | - | - | 674 | - | - | 1 | 12 | 97 | - | - | - | 1 374 | - | 2 161 |
| Mauritius | - | - | - | - | - | 10 | - | - | - | - | - | - | - | - | 24 | - | 34 |
| Mexico | - | - | - | - | - | 3 239 | - | - | - | - | - | 37 | - | 8 | 597 | - | 3 881 |
| Micronesia (Federated States of) | - | - | - | - | - | - | - | - | - | 20 | - | - | - | - | - | - | 20 |
| Mongolia | - | - | - | - | - | 1 | - | - | - | 28 | - | - | - | - | 1 900 | - | 1 929 |
| Morocco | - | - | - | - | - | 2 180 | - | - | - | 2 | - | - | - | - | 27 | - | 2 189 |

Table 6 (continued)
(in thousands of United States dollars)

| | UN | ILD | FAO | UNIDO | WORLD BANK | UNOPS | UNCHS | FC | UNSO | UNV | UNCDF | UNIFEM | UNRRA/RE | NGO | NEX | OTHERS ^M | TOTAL |
|----------------------------------|-----|-----|-----|-------|------------|--------|-------|----|------|-----|-------|--------|----------|-----|--------|---------------------|--------|
| Mozambique | - | - | - | - | - | (765) | - | - | - | 196 | 263 | - | 178 | - | 7 698 | 235 | 7 787 |
| Myanmar | - | - | - | - | - | - | - | - | - | 6 | 6 | - | - | - | - | - | 8 |
| Namibia | - | - | - | - | - | 3 | - | - | - | 24 | - | 6 | - | - | 9 | - | 42 |
| Nepal | - | 234 | - | - | - | 1 116 | - | - | - | 15 | 88 | - | - | 2 | 3 005 | - | 5 064 |
| Nicaragua | - | - | - | - | - | 191 | - | - | - | - | 649 | 29 | - | - | 814 | - | 1 663 |
| Niger | - | 96 | - | - | - | - | - | - | 2 | 17 | 108 | - | - | - | 1 795 | - | 2 021 |
| Nigeria | - | - | - | - | - | 1 108 | - | - | - | 99 | - | - | - | - | 86 | - | 1 283 |
| Niue | - | - | - | - | - | - | - | - | 2 | 2 | - | - | - | - | 2 | - | 4 |
| Oman | - | - | - | - | - | - | - | - | - | - | - | - | - | - | 128 | - | 128 |
| Pacific Multi-islands | - | - | - | - | - | - | - | - | 6 | - | - | 237 | - | - | - | - | 245 |
| Pakistan | - | - | - | - | - | 1 | - | - | - | 11 | - | 67 | - | 9 | 925 | - | 1 013 |
| Palestine | - | - | - | - | - | 31 107 | - | - | - | - | 44 | 112 | - | - | 876 | - | 32 139 |
| Panama | - | - | - | - | - | 21 | - | - | - | - | - | - | - | - | 1 072 | - | 1 093 |
| Papua New Guinea | - | - | - | - | - | 524 | - | - | - | 88 | - | - | - | - | 80 | - | 680 |
| Paraguay | - | - | - | - | - | 64 | - | - | - | - | - | - | - | 2 | 234 | - | 300 |
| Peru | - | - | - | - | - | 298 | - | - | - | 83 | - | - | - | 14 | 473 | - | 869 |
| Philippines | - | - | - | - | - | 175 | - | - | - | 24 | - | 9 | - | - | 1 359 | - | 1 568 |
| Poland | - | - | - | - | - | - | - | - | - | - | - | - | - | - | 62 | - | 62 |
| Republic of Moldova | - | - | - | - | - | 242 | - | - | - | - | - | - | - | - | 92 | - | 334 |
| Romania | - | - | - | - | - | 11 | - | - | - | - | - | - | - | - | 42 | - | 53 |
| Russian Federation | - | - | - | - | - | - | - | - | - | - | - | - | - | - | - | - | - |
| Rwanda | 778 | - | - | - | - | 15 | 897 | - | - | 117 | - | 30 | - | 4 | 15 416 | 12 347 | 28 707 |
| Saint Kitts and Nevis | - | - | - | - | - | - | - | - | - | - | - | - | - | - | 8 | - | 8 |
| Saint Lucia | - | - | - | - | - | - | - | - | - | - | - | - | - | - | (1) | - | (1) |
| Saint Vincent and the Grenadines | - | - | - | - | - | - | - | - | - | 15 | - | - | - | - | 15 | - | 15 |
| Samoa | - | - | - | - | - | - | - | - | - | 7 | - | - | - | - | 1 | - | 8 |
| Sao Tome and Principe | - | - | - | - | - | - | - | - | - | 18 | 87 | - | - | - | 500 | - | 605 |
| Saudi Arabia | - | - | - | - | - | - | - | - | - | 2 | - | - | - | 2 | - | - | 2 |
| Senegal | - | - | - | - | - | 64 | - | - | 20 | 5 | (6) | - | - | - | 989 | - | 1 062 |
| Seychelles | - | - | - | - | - | - | - | - | - | - | - | - | - | - | 72 | - | 72 |
| Sierra Leone | - | 78 | - | - | - | (151) | - | - | - | 13 | - | - | - | 17 | - | (43) | - |
| Slovak Republic | - | - | - | - | - | - | - | - | - | - | - | - | - | - | 53 | - | 53 |
| Slovenia | - | - | - | - | - | 78 | - | - | - | - | - | - | - | - | 73 | - | 152 |
| Solomon Islands | - | - | - | - | - | - | - | - | - | 30 | - | - | - | - | - | - | 30 |
| Somalia | - | - | - | - | - | 612 | - | - | - | 139 | - | - | - | - | - | - | 751 |
| South Africa | - | - | - | - | - | 2 211 | - | - | - | 40 | - | - | - | - | 358 | - | 2 609 |
| South Pacific | - | - | - | - | - | - | - | - | 2 | 2 | - | - | - | - | - | - | 2 |
| Sri Lanka | - | - | - | 4 | - | 89 | - | - | - | - | - | (2) | (12) | 10 | 479 | - | 570 |
| Sudan | - | 873 | 3 | - | - | - | - | - | 19 | - | - | - | - | 31 | 498 | - | 1 424 |
| Suriname | - | - | - | - | - | - | - | - | 13 | - | - | 148 | - | - | 48 | - | 209 |
| Swaziland | - | - | - | - | - | - | - | - | - | - | - | - | - | - | 370 | - | 370 |
| Syrian Arab Republic | - | - | - | - | (34) | 2 | - | - | - | - | - | 39 | - | - | 146 | - | 153 |
| Tajikistan | - | - | - | - | - | 63 | - | - | 3 | 5 | - | - | - | - | - | - | 71 |
| Thailand | - | - | - | - | - | 1 531 | - | - | - | - | - | - | - | - | 21 | - | 1 552 |
| Togo | - | - | - | - | - | 62 | - | - | 31 | 309 | - | - | - | 2 | 250 | - | 674 |

Table 6 (continued)
 (in thousands of United States dollars)

| | UN | ILO | FAO | UNIDO | WORLD BANK | UNOPS | UNCHS | IFC | UNSO | UNV | UNCDF | UNIFEM | UNRFRNRE | NGO | NEX | OTHERS ^{b/} | TOTAL |
|--|--------------|--------------|------------|--------------|--------------|----------------|--------------|-----------|--------------|---------------|--------------|---------------|------------|------------|----------------|----------------------|----------------|
| Trinidad and Tobago | - | - | - | - | - | 185 | - | - | - | - | - | - | - | - | 16 | - | 201 |
| Trust Territory of the Pacific Islands | - | - | - | - | - | - | - | - | - | 27 | - | - | - | 10 | - | - | 37 |
| Tunisia | - | - | - | - | - | - | - | - | - | - | - | - | - | - | 96 | - | 96 |
| Turkey | - | - | - | - | - | - | - | - | - | (1) | - | - | - | - | 196 | - | 195 |
| Turkmenistan | - | - | - | - | - | - | - | - | - | - | - | - | - | - | 4 | - | 4 |
| Turks And Caicos Islands | - | - | - | - | - | - | - | - | - | 3 | - | - | - | - | - | - | 3 |
| Tuvalu | - | - | - | - | - | - | - | - | - | 10 | - | - | - | - | - | - | 10 |
| Uganda | - | - | - | 176 | - | (1) | - | - | - | 39 | 1 485 | - | - | - | 1 196 | - | 2 895 |
| Ukraine | - | - | - | - | - | - | - | - | - | 1 | - | - | - | - | 8 | - | 9 |
| United Republic of Tanzania | - | - | - | - | - | 275 | - | - | - | 99 | 231 | - | - | - | 1 310 | - | 1 915 |
| Uruguay | - | - | - | - | - | - | - | - | - | - | - | - | - | - | 1 245 | - | 1 245 |
| Uzbekistan | - | - | - | - | - | - | - | - | - | 6 | - | - | - | - | 202 | - | 208 |
| Vanuatu | - | - | - | - | - | - | - | - | - | 6 | - | - | - | - | - | 72 | 78 |
| Venezuela | - | - | - | - | - | 1 106 | - | - | - | - | - | - | - | - | 321 | - | 1 427 |
| Viet Nam | - | - | - | - | - | 292 | - | - | - | 70 | 283 | 3 | - | - | 99 | 213 | 960 |
| Virgin Islands (UK) | - | - | - | - | - | - | - | - | - | 8 | - | - | - | - | - | - | 8 |
| Yemen | - | - | (5) | - | - | 1 721 | 564 | - | - | 108 | 9 | - | - | - | 1 591 | - | 3 988 |
| Yugoslavia | - | - | - | - | - | - | - | - | - | 3 | - | - | - | - | - | - | 3 |
| Zaire | - | - | - | - | - | 1 | - | - | - | 3 | - | - | - | - | 50 | - | 54 |
| Zambia | - | - | - | - | - | 4 | - | - | - | 51 | 103 | - | - | - | 1 099 | - | 1 257 |
| Zimbabwe | 16 | - | - | - | - | - | - | - | - | 9 | - | - | - | 39 | 938 | - | 1 002 |
| Africa | 207 | - | 8 | 1 546 | - | 8 740 | - | 35 | 43 | 193 | 50 | 2 462 | - | 129 | 891 | - | 14 302 |
| Arab States | - | - | (7) | - | - | 222 | - | - | - | (1) | - | 175 | - | - | 325 | 33 | 747 |
| Asia and the Pacific | - | - | - | 104 | 104 | 386 | - | - | 5 | 35 | - | 1 913 | - | - | 2 486 | 3 475 | 8 508 |
| Europe and the Commonwealth of Independent States | - | - | - | - | - | 3 494 | - | - | 35 | - | - | 35 | - | - | (3) | - | 3 561 |
| Latin America and the Caribbean | - | - | - | - | - | 214 | - | - | 37 | 234 | - | 3 329 | - | 188 | 511 | 1 174 | 5 687 |
| Interregional | - | - | - | - | 427 | 13 979 | - | - | 1 181 | 6 069 | 491 | - | 152 | - | 767 | 294 | 23 390 |
| Global | - | - | - | 18 | - | 5 957 | - | - | 82 | 5 997 | - | 2 842 | - | 62 | 81 | 2 989 | 18 028 |
| Others | - | - | - | - | - | - | - | - | - | 3 | - | - | - | - | - | - | 3 |
| TOTAL | 2 988 | 2 995 | 757 | 2 386 | 1 230 | 152 987 | 2 165 | 35 | 1 455 | 18 977 | 6 571 | 11 896 | 318 | 926 | 124 712 | 36 817 | 367 217 |

^{a/} Expenditures do not include overhead paid to executing/implementing agencies.

^{b/} Includes expenditures reported by ASDB, ECLAC, ESCAP, ESCWA, IFC, IMF, IMO, UNCTAD, UNICEF, UNITAR, WHO and WMO.

Source: Financial Reporting Section, Bureau for Financial and Administrative Services, UNDP.