



**Executive Board
of the
United Nations
Development Programme
and of the
United Nations
Population Fund**

Distr.
GENERAL

DP/1996/18/Add.4
29 April 1996

ENGLISH ONLY

Annual session 1996
6-17 May 1996, Geneva
Item 7 of the provisional agenda

ANNUAL REPORT OF THE ADMINISTRATOR FOR 1995
AND PROGRAMME-LEVEL ACTIVITIES

STATISTICAL ANNEX

CONTENTS

	Page
List of abbreviations	3
Table 1: Total income received from Governments and other contributors, 1994-1995	5
Chart 1: Total expenditure on field programme activities, 1982-1995	8
Chart 2: Core resources: expenditures on field programme activities, 1982-1995	9
Chart 3: Funds and programmes administered by UNDP: expenditures, 1982-1995	10
Table 2: UNDP at a glance: the ten-year record, 1986-1995	11
Table 3: Field programme expenditures by source of funds, region and expenditure component, 1994-1995	14
Table 4: Programme expenditures by country and by UNDP account, 1994-1995	16
Table 5 (a): Funds and programme administered by UNDP: expenditures by country or area, 1995	22
Table 5 (b): Breakdown of expenditures by country or area of other funds (column 13 of table 5 (a)), 1995	28
Table 6: Funds and programmes administered by UNDP: expenditures by executing agency and by country or area, 1995	33

ABBREVIATIONS

ADAB	Australian Development Assistance Bureau
AfDB	African Development Bank
AFESD	Arab Fund for Economic and Social Development
AOS	Administrative and operational services
AsDB	Asian Development Bank
ATMS	Africa Training and Management Services
BPPS	Bureau for Policy and Programme Support
CIDA	Canadian International Development Agency
COHRED	Council on Health Research and Development
EBRD	European Bank for Reconstruction and Development
ECA	Economic Commission for Africa
ECE	Economic Commission for Europe
ECLAC	Economic Commission for Latin America and the Caribbean
ESCAP	Economic Commission for Asia and the Pacific
ESCWA	Economic and Social Commission for Western Asia
FAO	Food and Agricultural Organization of the United Nations
GCCC	Government cash counterpart contribution
GEF	Global Environmental Facility
IAEA	International Atomic Energy Agency
ICAO	International Civil Aviation Organization
IDA	International Development Association
IFC	International Finance Corporation
ILO	International Labour Organization
IMF	International Monetary Fund
IMO	International Maritime Organization
IPF	Indicative planning figure
ITC	International Trade Centre
ITU	International Telecommunication Union
NEX	National execution
NGO	Non-governmental organization
OPS	Office for Project Services
SIS	Special Industrial Services
SMF/LDC	Special Measures Fund for the Least Developed Countries
TSS	Technical support services
UNCDF	United Nations Capital Development Fund
UNDIESA	United Nations Department of International Economic and Social Affairs
UNDPi	Department of Public Information (of the United Nations Secretariat)
UNOFS	United Nations Office of Financial Services

UNCHS	United Nations Centre for Human Settlements (HABITAT)
UNCTAD	United Nations Conference on Trade and Development
UNDP	United Nations Development Programme
UNESCO	United Nations Education, Scientific and Cultural Organization
UNFSTD	United Nations Fund for Science and Technology for Development
UNICEF	United Nations Children's Fund
UNIDO	United Nations Industrial Development Organization
UNIFEM	United Nations Development Fund for Women
UNITAR	United Nations Institute for Training and Research
UNRFNRE	United Nations Revolving Fund for Natural Resources Exploration
UNROB	United Nations Special Relief Office in Bangladesh
UNSO	United Nations Sudano-Sahelian Office
UNV	United Nations Volunteers
UPU	Universal Postal Union
WHO	World Health Organization
WIPO	World Intellectual Property Organization
WMO	World Meteorological Organization
WTO	World Tourism Organization

Table 1. Total income received from Governments and other contributors, 1994-1995
(United States dollars)

	<u>1994</u>	<u>1995</u>
UNDP		
Voluntary pledges received <u>a/</u>	928 376 092	899 626 345
Special Measures Fund for the Least Developed Countries	10 660	8 631
Cost-sharing contributions	596 416 457	600 971 688
Government cash counterpart contributions	10 506 993	8 064 302
Contributions to local office costs <u>a/</u>	16 696 406	19 396 288
Extrabudgetary activities	4 420 232	9 212 296
Trust funds established by the Administrator, excluding GEF	190 198 063	158 375 436
GEF Trust Fund	<u>71 744 900</u>	<u>56 115 310</u>
Subtotal	<u>1 818 369 803</u>	<u>1 751 770 296</u>
MANAGEMENT SERVICE AGREEMENTS		
	<u>151 586 284</u>	<u>127 844 304</u>
Subtotal	<u>151 586 284</u>	<u>127 844 304</u>
UNCDF		
Voluntary pledges received	33 329 667	30 572 795
Sub-trust funds	2 057 008	3 789 859
Cost-sharing	<u>285 000</u>	<u>20 279</u>
Subtotal	<u>35 671 675</u>	<u>34 382 933</u>
UNRFNRE		
Voluntary pledges received	1 332 000	1 300 000
Sub-trust funds	-	-
Cost-sharing	<u>-</u>	<u>-</u>
Subtotal	<u>1 332 000</u>	<u>1 300 000</u>

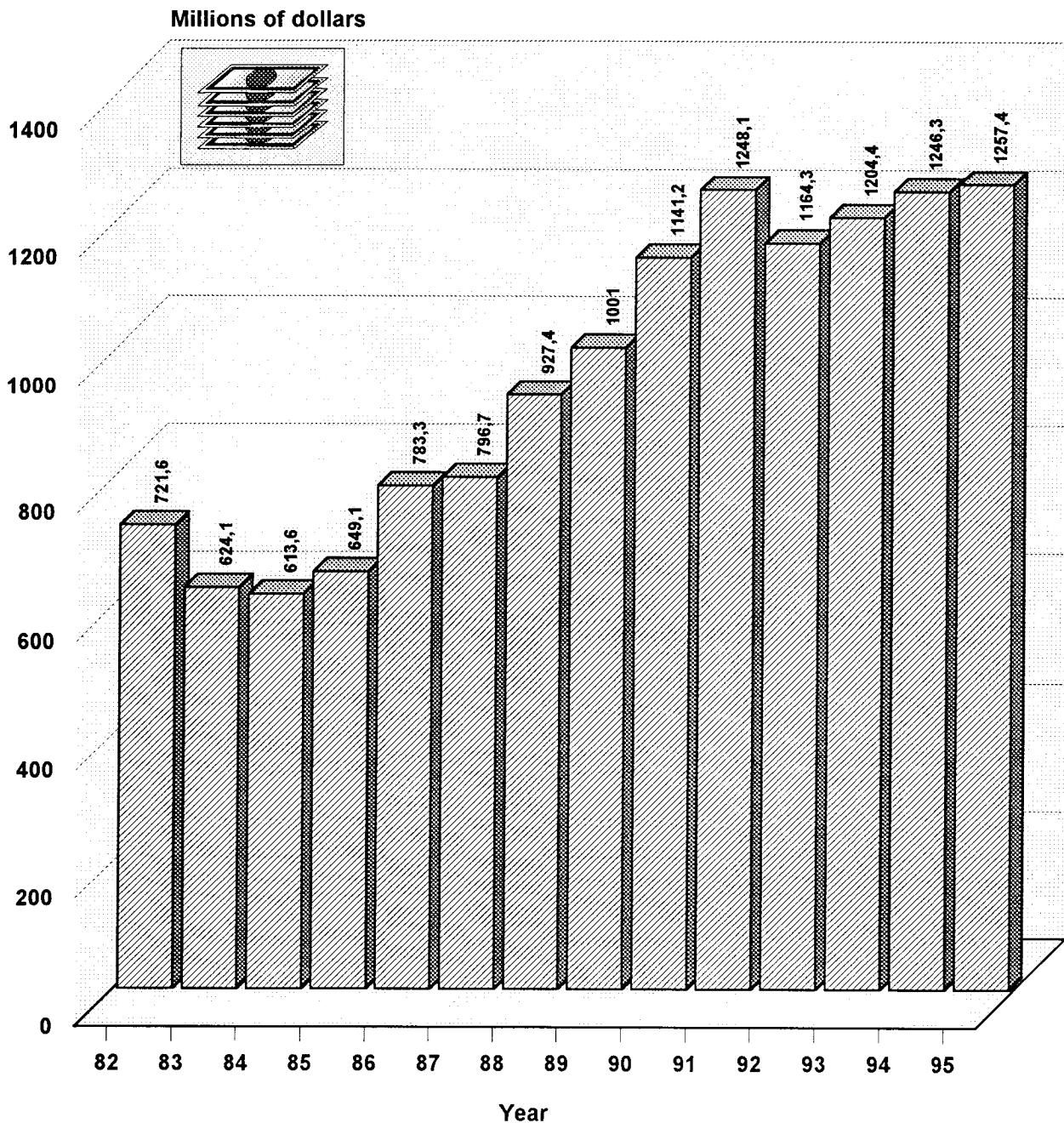
	1994	1995
UNSO		
Voluntary pledges received	579 172	(30 938)
Sub-trust funds	2 598 852	50 812
Cost-sharing	<u>5 145 369</u>	<u>2 496 841</u>
Subtotal	<u>8 323 393</u>	<u>2 516 715</u>
UNSO (New mandate)		
Voluntary pledges received	-	93 308
Sub-trust funds	-	789 952
Cost-sharing	-	-
Management services	<u>-</u>	<u>74 074</u>
Subtotal	<u>-</u>	<u>957 334</u>
UNV		
Voluntary pledges received	1 589 960	1 844 396
Sub-trust funds	<u>6 266 447</u>	<u>9 880 596</u>
Subtotal	<u>7 856 407</u>	<u>11 724 992</u>
UNFSTD		
Voluntary pledges received	119 902	63 120
Sub-trust funds	<u>-</u>	<u>(70 380)</u>
Subtotal	<u>119 902</u>	<u>(7 260)</u>
UNIFEM		
Voluntary pledges received	9 833 413	15 016 109
Sub-trust funds	1 998 967	223 183
Cost-sharing	1 720 887	4 499 742
Management services	<u>-</u>	<u>(16 197)</u>
Subtotal	<u>13 553 267</u>	<u>19 722 837</u>

	1994	1995
UNDP ENERGY ACCOUNT		
Voluntary pledges received	4 986	-
Sub-trust funds	-	32 000
Cost-sharing	<u>1 686 435</u>	<u>1 744 652</u>
Subtotal	<u>1 691 421</u>	<u>1 776 652</u>
 UNDP STUDY PROGRAMME		
Voluntary pledges received	<u>34 963</u>	<u>210 000</u>
Subtotal	<u>34 963</u>	<u>210 000</u>
 TOTAL	 <u>2 038 539 115</u>	 <u>1 952 198 803</u>

a/ Amounts received after applying an accounting linkage between voluntary contributions and local office costs of \$3,895,399 and \$3,585,063 for 1994 and 1995, respectively.

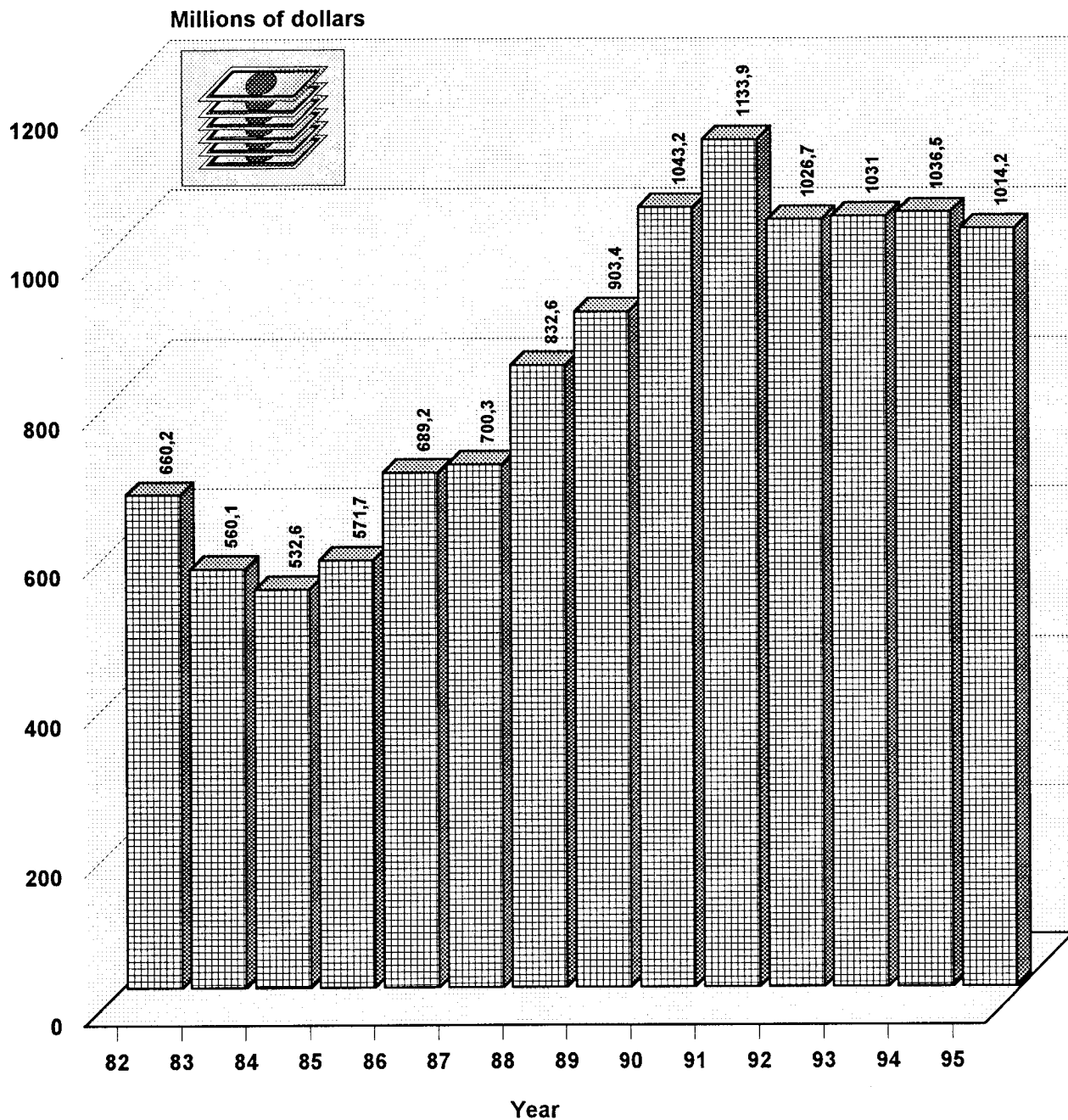
Source: Treasury Section, Contributions Unit, Bureau for Finance and Administration, UNDP.

Chart 1. UNDP: Total expenditures on field programme activities, 1982-1995



Note: Total UNDP expenditure on field programme activities is the sum of expenditures from central resources and administered funds. See charts 2 and 3.

Chart 2. Central resources: expenditures on field programme activities, 1982-1995



Note: Expenditures from central resources come from voluntary contributions and cost-sharing

Chart 3. Funds and trust funds administered by UNDP: expenditures, 1982-1995

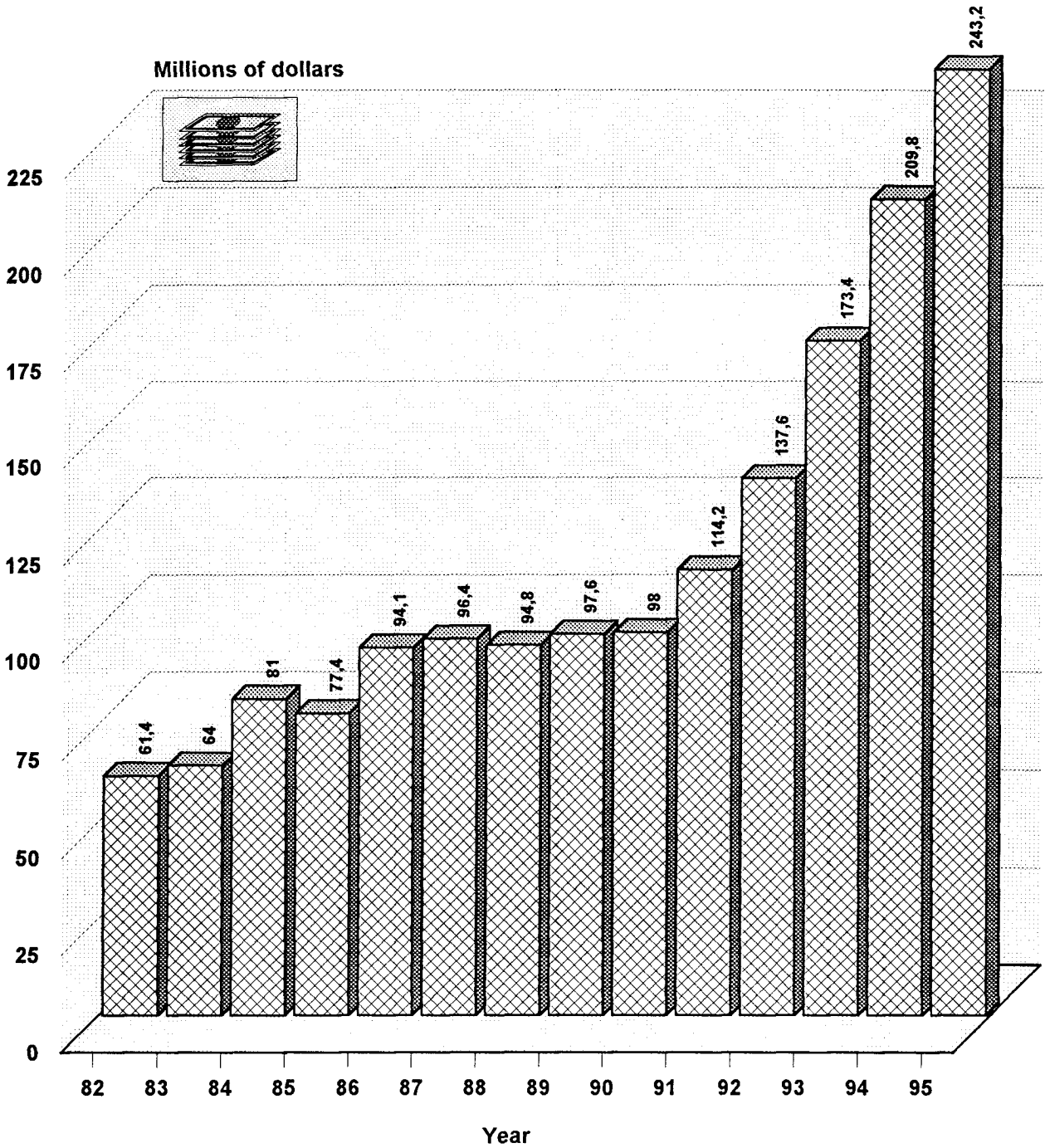


Table 2. UNDP at a glance, the ten-year record 1986-1995

(Millions of United States dollars)

	1986	1987	1988	1989	1990	1991	1992	1993	1994	1995
A. Programme financing: 1986-1995										
Voluntary contributions pledged	<u>865.3</u>	<u>865.3</u>	<u>945.2</u>	<u>947.5</u>	<u>1 041.8</u>	<u>1 030.2</u>	<u>1079.4</u>	<u>901.1</u>	<u>967.4</u>	<u>904.2</u>
<u>Income</u>										
Voluntary contributions	785.3	880.7	931.0	932.5	1 001.5	948.9	1 177.9	890.9	928.4	899.8
Cost-sharing	108.9	118.0	115.1	118.4	169.2	218.8	293.8	375.9	596.4	601.0
Other contributions	34.1	26.3	24.7	24.3	16.6	10.6	11.3	12.3	10.5	8.1
Miscellaneous	128.1	171.3	92.3	78.7	174.3	61.6	45.3	71.6	106.5	115.6
Total income	<u>1 056.4</u>	<u>1 196.3</u>	<u>1 163.1</u>	<u>1 153.9</u>	<u>1 361.6</u>	<u>1 239.9</u>	<u>1 528.3</u>	<u>1 350.7</u>	<u>1641.8</u>	<u>1624.5</u>
<u>Expenditures</u>										
Programme expenditures	689.2	700.3	832.6	903.4	1 043.2	1 133.9	1 026.7	1 031.0	1036.5	1014.2
Programme and Agency Support Cost	88.5	82.5	102.4	105.5	118.0	136.8	125.5	93.4	82.9	59.5
Programme Support and Development activities	6.4	7.3	10.5	13.0	17.5	21.4	30.3	33.3	35.4	41.2
Support to UN Operational activities	22.6	25.8	28.2	33.1	37.9	43.6	43.5	45.8	41.9	46.6
Biennial Budget <u>a/</u>	107.0	118.5	135.8	151.2	171.9	203.4	194.0	200.7	192.6	217.2
Total expenditures	<u>913.7</u>	<u>934.4</u>	<u>1 109.5</u>	<u>1 206.2</u>	<u>1 388.5</u>	<u>1 539.1</u>	<u>1 420.0</u>	<u>1 404.2</u>	<u>1389.3</u>	<u>1378.7</u>

Table 2 (continued)

	1986	1987	1988	1989	1990	1991	1992	1993	1994 b/	1995 b/
United Nations	101.3	85.0	94.0	100.5	117.7	117.2	85.4	61.7	49.2	33.5
ILO	45.7	48.6	57.3	61.4	67.0	75.0	66.8	51.5	34.1	26.0
FAO	128.8	128.4	155.0	166.7	173.0	174.1	129.3	94.7	68.2	48.9
UNESCO	35.1	27.4	30.7	31.8	32.9	32.5	21.8	18.0	9.7	10.9
WHO	14.8	18.6	20.2	20.1	24.9	25.8	20.9	15.5	14.2	13.9
ICAO	35.5	29.4	37.5	35.6	32.4	30.9	25.2	18.0	33.9	41.1
WMO	12.6	10.1	13.1	15.1	16.8	15.6	12.0	7.3	2.7	1.6
IAEA	2.5	2.2	2.9	2.9	2.7	1.5	0.5	1.0	1.3	1.3
IMO	5.3	5.2	5.7	5.9	5.4	5.5	3.5	2.7	0.8	0.4
ITU	22.6	22.4	22.1	26.3	27.2	25.0	13.8	7.3	4.4	4.6
UNDP	57.4	63.4	79.5	89.0	121.2	173.5	173.6	167.4	136.6	1.1
UNOPS d/	-	-	-	-	-	-	-	-	-	137.3
UNIDO	71.6	69.4	76.7	79.2	94.3	76.1	57.1	43.0	27.2	20.4
UNCTAD	7.9	8.1	8.9	14.7	16.8	13.8	9.9	9.0	8.8	5.4
UPU	1.7	1.6	2.1	2.5	3.1	2.7	2.2	1.4	0.6	0.2
World Bank	43.8	49.2	56.3	58.5	73.7	76.0	63.7	45.5	34.5	23.5
EBRD	-	-	-	-	-	-	-	0.4	0.7	0.2
IDB	-	-	-	-	-	-	-	-	-	-
ADB	-	0.5	1.0	2.4	1.2	1.3	0.3	0.2	0.3	0.4
AsDB	5.2	7.3	6.9	8.7	11.4	9.2	7.4	4.9	4.8	2.1
AFESD	0.2	-	-	-	1.5	1.3	1.2	0.0	3.9	0.8
ECA	4.7	6.4	6.5	7.0	8.0	11.1	10.7	3.0	(1.9)	0.3
ESCWA	0.5	0.6	0.2	0.2	0.0	0.1	0.3	0.1	0.1	0.1
ESCAP	7.7	5.1	6.7	9.9	7.7	10.7	4.6	1.1	2.6	1.5
ECLAC	1.4	1.6	1.9	2.5	1.9	1.4	0.9	0.8	0.5	0.4
UNV	7.0	8.0	9.5	12.0	14.0	15.8	16.4	14.6	10.1	10.1
Governments	41.1	66.0	94.7	103.1	125.6	173.0	235.9	406.1	545.1	586.3
UNCHS	12.7	13.0	16.0	14.2	20.6	20.0	23.9	21.9	19.0	20.6
WIPO	2.1	2.3	3.0	3.3	2.8	2.5	1.2	1.4	2.0	1.5
WTO	1.8	1.6	1.5	3.0	2.6	2.7	2.5	1.7	1.9	1.8
ECE	0.3	0.2	0.3	0.4	0.5	0.6	0.1	0.1	0.1	0.4
ITC	10.4	9.2	12.5	14.8	17.3	15.7	8.7	5.2	4.9	3.6
IFC	-	-	-	-	8.0	10.3	9.3	8.3	5.9	3.4
IMF	-	-	-	-	1.3	2.7	5.2	4.7	1.9	3.8
UNITAR	-	-	-	-	-	-	-	-	1.4	0.1
NGO	-	-	-	-	-	-	-	-	-	0.1
Subtotal c/	681.7	690.8	822.7	891.7	1,033.5	1,123.6	1,014.3	1,018.5	1,029.5	1,007.6
Government cash counterpart expenditure	7.5	9.5	9.9	11.7	9.7	10.3	12.4	12.5	7.0	6.6
Field programme activities	<u>689.2</u>	<u>700.3</u>	<u>832.6</u>	<u>903.4</u>	<u>1043.2</u>	<u>1133.9</u>	<u>1026.7</u>	<u>1031.0</u>	<u>1036.5</u>	<u>1,014.2</u>

-
- a/ Includes core activities expenditure as well as extrabudgetary expenditure. As of 1995, this heading also includes expenditures on programme supported development activities, which were grouped with those reported under "agency support costs" in prior years.
- b/ Includes expenditure for TSS and IPF sub-line.
- c/ Data covers expenditures financed under IPF, SPR, SMC/LDC, SIS and cost-sharing.
- d/ In 1994 and prior years, expenditures incurred by UNOPS were grouped with those of UNDP.

Source: Financial Reporting and General Accounting Unit, Bureau of Finance and Administration, UNDP

Table 3. Field programme expenditures by source of funds,
 region and expenditure component, 1994 - 1995a/

(in millions of dollars)

A. By source of funds

Source of funds	Expenditure 1994	1995	Net change 1994/1995	Percentage change 1994/1995
IPF	486.1	432.8	(53.3)	(10.9)
TSS-1	9.3	12.4	3.1	33.3
TSS-2	7.0	7.6	0.6	8.6
AOS (IPF sub-line)	0.6	1.6	1.0	166.7
SPR	43.1	40.5	(2.6)	(6.0)
SIS	3.3	3.7	0.4	12.1
SMF/LDC	3.1	2.0	(1.1)	(35.5)
Add-on	2.5	3.3	0.8	32.0
UNDP total	555.0	503.9	(51.1)	(9.2)
Cost-sharing	474.5	503.7	29.2	6.1
GCCC	7.0	6.6	(0.4)	(5.7)
Total	1036.5 =====	1014.2 =====	(22.3) =====	(2.2) =====

B. By region

Region	Expenditure 1994	1995	Percentage share 1994	1995
Africa	198.0	195.9	19.2	19.4
Asia and the Pacific	243.7	214.0	23.7	21.2
Latin America and the Caribbean	447.4	457.3	43.4	45.4
Arab states	69.9	64.4	6.8	6.4
Europe	15.3	26.0	1.5	2.6
Global and interregional	55.2	50.0	5.4	5.0
Subtotal	1029.5	1007.6	100.0	100.0
GCCC (all regions)	7.0	6.6		
Total	1036.5 =====	1014.2 =====		

Table 3 (continued)

C. By expenditure component

Component	Expenditure		Percentage share	
	1994	1995	1994	1995
International experts	470.0	468.2	45.6	46.5
Equipment	166.2	160.3	16.1	15.9
Subcontracts	202.1	196.4	19.6	19.5
Training (fellowships)	94.2	97.6	9.2	9.7
Miscellaneous	80.1	63.5	7.8	6.3
TSS-1	9.3	12.4	0.9	1.2
TSS-2	7.0	7.6	0.7	0.7
AOS (IPF sub-line)	0.6	1.6	0.1	0.2
Subtotal	1029.5	1007.6	100.0	100.0
GCCC	7.0	6.6		
Total	1036.5	1014.2		

a/ Includes expenditure for TSS and IPF sub-line.

Source: Financial Reporting and General Accounting Unit, Bureau for Finance and Administration, UNDP

Table 4. Programme expenditures by country and by UNDP account, 1994 and 1995 a/

(Thousands of United States dollars)

Country	Total programme expenditures		Cost-sharing b/ (included in the total programme expenditures)			
	1994	1995	Government		Third-party	
			1994	1995	1994	1995
COUNTRY PROJECTS						
Africa						
ANC	-	152	-	-	-	-
Angola	1,866	2,623	-	-	1,215	359
Benin	3,719	1,855	-	-	17	72
Botswana	3,603	3,360	2,361	1,709	159	50
Burkina Faso	6,452	7,574	-	-	-	-
Burundi	1,937	3,686	4	11	172	-23
Cameroon	1,502	1,945	-	101	-	85
Cape Verde	803	868	-	-	-	17
Central African Republic	1,671	2,190	-	-	-	-
Chad	5,716	5,032	-	13	-	1,946
Comoros	1,871	552	-	216	-	19
Congo	741	726	-	25	-	18
Côte d'Ivoire	1,954	1,212	513	-	-	-
Equatorial Guinea	1,021	1,626	-	-	-	196
Eritrea	3,031	3,532	-	-	-	248
Ethiopia	9,735	7,769	-	-	-	1,237
Gabon	854	500	835	489	-	-
Gambia	2,159	1,822	-	-4	121	210
Ghana	4,342	3,286	-	-	-	54
Guinea	3,509	4,084	34	-9	-	-
Guinea-Bissau	3,905	2,655	-	-	91	-
Kenya	10,320	4,192	65	-	657	736
Lesotho	2,060	2,636	-	128	-	19
Liberia	1,720	2,904	-	66	327	811
Madagascar	6,952	5,379	28	274	-	-
Malawi	9,933	7,791	-	-	1,192	49
Mali	5,706	6,674	-	-	324	314
Mauritania	2,075	3,148	-	-	-	-
Mauritius	485	573	-	-	-	-
Mozambique	19,917	12,448	-	-	2,237	3,190
Namibia	2,908	2,377	141	-	-	-
National Liberation Movements	812	885	-	-	-	-
Niger	6,161	4,013	-	-	-	276
Nigeria	7,338	7,736	203	115	-	-
Pan Africanist Congress of Azania	267	156	-	-	-	-

Table 4 (continued)

Country	Total programme expenditures		Cost-sharing b/ (included in the total programme expenditures)			
			Government		Third-party	
	1994	1995	1994	1995	1994	1995
Africa (continued)						
Rwanda	3,096	10,372	3	-	-	5,299
Sao Tome and Principe	889	1,286	-	15	-	75
Senegal	2,972	2,979	-	-	-	73
Seychelles	237	225	-	-	-	-
Sierra Leone	5,951	6,039	-	118	204	142
South Africa	-	94	-	-	-	65
Swaziland	1,195	818	11	-	18	-
Togo	1,728	2,828	42	35	-	-
Uganda	10,087	6,528	624	18	1,508	99
United Republic of Tanzania	4,656	16,506	-	-	48	94
Zaire	7,330	7,594	-	-	-	-
Zambia	4,202	3,514	145	136	254	238
Zimbabwe	3,563	2,170	-	2	-	-
Subtotal - Africa	182,951	178,914	5,009	3,458	8,544	15,968
Arab States						
Algeria	593	638	188	68	20	-
Bahrain	122	185	-	132	-	-
Djibouti	883	803	-	-	6	62
Egypt	11,169	9,364	4,368	3,126	159	284
Iraq	930	1,835	-	6	-	485
Jordan	889	395	22	58	-	-
Kuwait	3,912	3,722	2,428	3,753	-	-
Lebanon	3,230	4,895	122	1,573	81	359
Libyan Arab Jamahiriya	2,819	2,139	542	2,872	-	-
Morocco	3,132	2,714	-	834	-	-
Oman	50	21	187	30	-	-
Qatar	1,220	586	1,636	740	9	-
Saudi Arabia	5,854	5,074	3,697	5,603	-	-
Somalia	11,791	11,856	-	350	-	1,666
Sudan	7,669	5,142	-	-	902	81
Syrian Arab Republic	1,756	2,732	73	739	-	-
Tunisia	1,223	1,767	497	581	-	-
United Arab Emirates	2,127	2,744	1,329	2,814	72	46
Yemen	1,912	2,660	1	37	2	508
Subtotal - Arab States	61,281	59,272	15,090	23,316	1,251	3,491

Table 4 (continued)

Country	Total programme expenditures		Cost-sharing b/ (included in the total programme expenditures)			
			Government		Third-party	
	1994	1995	1994	1995	1994	1995
Asia and the Pacific						
Afghanistan	17,254	13,886	-	-	44	627
Bangladesh	19,164	11,298	1,558	-	104	122
Bhutan	3,084	1,555	141	-	(37)	-
Brunei Darussalam	-	10	-	-	-	-
Cambodia	21,951	22,084	-	-	4,141	3,024
China	32,834	34,018	7,565	4,633	99	525
Cook Islands	784	199	-	-	-	-
Democratic People's Republic of Korea	2,878	3,858	-	-	-	-
Federated States of Micronesia	882	1,092	29	-	-	-
Fiji	322	118	245	13	-	-
India	27,237	19,299	215	180	58	2
Indonesia	14,330	12,236	2,517	1,548	156	307
Iran (Islamic Republic of)	2,090	974	417	637	-	-
Kiribati	292	302	-	-	-	-
Lao People's Democratic Republic	4,858	4,726	22	-	412	69
Macao	-	9	-	-	-	-
Malaysia	2,247	2,844	1,235	1,836	8	59
Maldives	1,240	546	14	8	234	15
Marshall Islands	411	704	-	-	-	-
Mongolia	2,024	3,094	108	12	675	1,419
Nepal	7,899	4,984	-	-	30	58
Niue	74	96	-	-	-	-
Pacific Multi Islands	1,036	784	-	-	-	-
Pakistan	12,276	8,314	-	88	146	-
Papua New Guinea	3,583	4,062	2,549	1,424	27	8
Philippines	3,700	3,002	-	-	56	66
Republic of Korea	1,562	2,216	668	906	-	-
Samoa	1,027	710	-	-	-	-
Solomon Islands	474	296	-	-	-	-
Sri Lanka	6,060	4,646	-	64	63	10
Territory of Hong Kong	30	10	-	-	-	-
Thailand	2,822	3,230	-	-	25	-
Tokelau	129	204	-	-	-	-
Tonga	205	152	-	-	-	-
Trust Territory of the Pacific Islands	202	-501	-	-	-	-

Table 4 (continued)

Country	Total programme expenditures		Cost-sharing b/ (included in the total programme expenditures)			
	1994	1995	Government		Third-party	
			1994	1995	1994	1995
<u>Asia and the Pacific (continued)</u>						
Tuvalu	197	130	-	-	-	-
Union of Myanmar	10,894	14,328	-	-	184	139
Vanuatu	312	218	-	-	-	-
Viet Nam	9,493	8,992	-	-	445	860
Subtotal - Asia and the Pacific	215,857	188,725	17,283	11,349	6,870	7,310
<u>Europe and the Commonwealth of Independent States</u>						
Albania	1,447	971	-	21	-	-
Armenia	51	306	-	-	-	19
Azerbaijan	14	661	-	-	-	-
Belarus	161	646	-	-	-	-
Bosnia and Herzegovina	87	202	-	-	-	-
Bulgaria	1,090	1,161	-	754	369	10
Croatia	28	49	-	-	-	-
Cyprus	434	81	6	-	-	-
Czech Republic	391	250	-	-	-	-
Czechoslovakia	82	79	-	-	-	-
Estonia	277	293	-	-	-	41
Georgia	148	445	-	-	-	-
Hungary	129	336	-	-	-	-
Kazakstan	134	1,142	-	-	-	-
Kyrgyzstan	1,169	1,390	-	-	-	442
Latvia	114	317	-	-	-	19
Lithuania	378	1,163	-	-	-	310
Malta	10	177	-	41	-	-
Macedonia	-	49	-	-	-	-
Poland	455	482	51	84	64	57
Portugal	138	-	-	-	-	-
Republic of Moldova	439	1,148	-	-	-	-
Romania	1,306	726	-	-	742	441
Russian Federation	348	825	-	149	-	-
Slovak Republic	45	128	-	-	-	-
Slovenia	129	124	-	-	-	-
Tajikistan	27	219	-	-	-	-
Turkey	1,749	2,622	946	1,561	3	3
Turkmenistan	-	82	-	-	-	-
Ukraine	366	1,074	-	-	13	132

Table 4 (continued)

Country	Total programme expenditures		Cost-sharing b/ (included in the total programme expenditures)			
			Government		Third-party	
	1994	1995	1994	1995	1994	1995
Europe and the Commonwealth of Independent States (continued)						
Uzbekistan	809	1,976	-	-	-	29
Yugoslavia	419	554	-	-	48	-
Subtotal - Europe and the Commonwealth of Independent States	12,374	19,678	1,003	2,610	1,239	1,503
Latin America and the Caribbean						
Anguilla	169	263	30	-	-	-
Antigua and Barbuda	115	76	-	-	-	-
Argentina	78,660	80,489	77,414	79,550	420	138
Aruba	308	261	380	302	-	-
Bahamas	50	-	-	-	-	-
Barbados	256	47	11	-	-	245
Belize	407	279	143	-	-	-
Bolivia	11,572	18,389	6,491	14,914	1,961	1,094
Brazil	81,041	94,746	80,367	92,254	45	-1
British Virgin Islands	50	62	5	-	3	-
Cayman Islands	58	83	18	20	-	-
Central America	17,895	10,674	751	2,796	13,657	4,896
Chile	9,585	4,940	6,481	3,372	-	51
Colombia	54,839	54,856	49,312	55,355	263	6
Costa Rica	2,053	1,518	255	171	1,026	1,302
Cuba	2,013	1,684	-	-	-	-
Dominica	198	234	125	78	-	-
Dominican Republic	8,984	6,719	7,771	6,762	28	-
Ecuador	6,408	13,960	4,696	11,460	249	704
El Salvador	11,326	7,305	8,528	8,165	437	725
Grenada	119	63	9	-3	-	-
Guatemala	8,515	7,441	5,172	5,193	1,981	1,883
Guyana	2,471	1,740	884	1,889	-	-
Haiti	2,094	10,695	11	27	-	12
Honduras	5,519	11,347	3,510	9,510	737	1,596
Jamaica	5,387	1,240	4,233	604	256	19
Mexico	6,841	1,725	2,406	606	3,769	135
Montserrat	107	73	15	-	8	-
Multi Island	836	969	-	-	564	150
Netherlands Antilles	289	588	288	583	-	-

Table 4 (continued)

Country	Total programme expenditures		Cost-sharing b/ (included in the total programme expenditures)			
			Government		Third-party	
	1994	1995	1994	1995	1994	1995
Latin America and the Caribbean (continued)						
Nicaragua	11,393	18,777	2,624	8,240	2,044	3,515
Panama	9,278	12,215	9,075	10,418	-	5
Paraguay	9,076	9,503	10,016	9,153	-	-
Peru	74,092	60,514	78,584	58,232	2,214	3,364
Saint Helena	-	158	-	-	-	-
Saint Kitts and Nevis	546	275	26	38	-	-
Saint Lucia	274	114	23	2	-	-
Saint Vincent and the Grenadines	291	336	35	28	-	36
Suriname	73	120	7	-	-	57
Trinidad and Tobago	391	588	183	303	-	-
Turks and Caicos Islands	258	38	15	-	-	-
Uruguay	11,816	12,352	10,124	12,180	462	438
Venezuela	4,741	4,498	4,165	3,766	17	-
Subtotal - Latin America and the Caribbean	440,394	451,954	374,183	395,968	30,141	20,370
Total country projects	912,857	898,543	412,568	436,701	48,045	48,642
Intercountry projects						
Regional	61,509	59,052	873	1,149	7,186	5,864
Interregional	34,758	28,832	424	1,026	5,009	9,178
Global	20,407	21,156	62	725	424	380
Total intercountry projects	116,674	109,040	1,359	2,900	12,619	15,422
Total country and intercountry projects	1,029,531	1,007,583	413,927	439,601	60,664	64,064
Total government cash counterpart contribution	6,948	6,633	-	-	-	-
Grand total	1,036,479	1,014,216	413,927	439,601	60,664	64,064

Source: Financial Reporting and General Accounting Unit, Bureau for Finance and Administration, UNDP.

a/ Includes expenditures financed under the IPF, SPR, SIS, SMF/LDC, GCCC, Technical Support Services IPF-Subline and cost-sharing when applicable.

b/ Includes programme and project expenditures financed under government and third-party cost-sharing contributions.

Table 5 (a) Funds and programmes administered by UNDP:
Expenditures by country or area, 1995 a/

(Thousands of United States dollars)

	UNCDF	UNIFEM	UNSO	UNV	UNRFNRE	UNDP Energy Account	Global Environment Facility	Montreal Protocol	Capacity 21	Africa 2000 Network	Famine and malnutrition	Assistance to refugee- related projects	Others b/	TOTAL
Afghanistan	-2	-	-	117	-	-	-	-	-	-	-	-	94	209
Angola	-	-	-	31	-	-	-	-	-	-	-	-	238	269
Anguilla	-	-	-	21	-	-	-	-	-	-	-	-	-	21
Antigua and Barbuda	-	-	-	11	-	-	-	-	-	-	-	-	-	11
Argentina	-	28	-	16	-	-	907	737	-	-	-	-	-	1688
Armenia	-	-	-	1	-	-	-	-	-	-	-	-	-	1
Bangladesh	2221	-	-	10	-	-	-	-	-	-	-	-	-20	2211
Barbados	-	-8	-	-	-	-	23	-	-	-	-	-	-	15
Belize	-	50	-	-	-	-	675	-	-	-	-	-	-	725
Benin	808	-	1	90	-	-	413	-	-	-	-	-	-	1312
Bhutan	2090	-	-	87	-	-	-	-	-	-	-	-	191	2368
Bolivia	3226	-	-	1	-	-	-	-	375	-	-	-	-	3602
Botswana	3	16	-	595	-	-	27	-	-	-	-	-	141	782
Brazil	-	248	-	-	-	-	2065	95	-	-	-	-	-	2408
British Virgin Islands	-	-	-	2	-	-	-	-	-	-	-	-	-	2
Burkina Faso	552	-	1045	138	-	-	2	-	-	105	-	-	13	1855
Burundi	344	-	-	105	-	-	-	-	-	243	-	-	63	755
Cambodia	30	36	-	320	-	-	-	-	-	-	-	-	7643	8028
Cameroon	-	79	-	2	-	-	7	-	285	91	-	-	-	464
Cape Verde	2	-	72	24	-	-	-	-	-	-	-	-	-	98
Central African Republic	1560	-	-	78	-	-	60	-	-	-	-	-	-	1698
Chad	808	-4	385	112	-	-	14	-	-	-	-	-	-	1315
Chile	-	10	-	-	-	-	-	-	46	-	-	-	-	56
China	-	130	-	10	-	-	1466	2365	333	-	-	-	28	4322
Colombia	-	-	-	-	-	-	2019	3404	-	-	-	-	-	5423
Comoros	1472	-	-	102	-	-	-	-	-	-	-	-	-	1574
Congo	-	-	-	34	-	-	-	-	-	-	-	-	-	34
Cook Islands	-	-	-	22	-	-	-	-	-	-	-	-	-	22
Costa Rica	-	-	-	53	-	-	1997	130	450	-	-	-	-	2630
Côte d'Ivoire	-	8	-	1	-	-	25	-	-	-	-	-	-	34

Table 5 (a) (continued)

	UNCDF	UNIFEM	UNSO	UNV	UNRFNRE	UNDP Energy Account	Global Environment Facility	Montreal Protocol	Capacity 21	Africa 2000 Network	Famine and malnutrition	Assistance to refugee- related projects	Others b/	TOTAL
Cuba	-	32	-	-	-	-	844	152	-	-	-	-	-	1028
Cyprus	-	-	-	-	-	-	-	-	-	-	-	-	7	7
Democratic People's Republic of Korea	-	-	-	34	-	-	-	-	-	-	-	-	-	34
Djibouti	877	-	-	14	-	-	-	-	-	-	-	12	-	903
Dominica	-	-	-	2	-	-	-	-	-	-	-	-	-	2
Dominican Republic	-	10	-	4	-	-	798	-	-	-	-	-	-	812
Ecuador	-	16	-	7	-	-	-	-	-	-	-	-	-	23
Egypt	-	-	-	1	-	-	-	2975	-	-	-	-	-	2976
El Salvador	-	63	-	1	-	-	-	-	-	-	-	-	910	964
Equatorial Guinea	55	-	-	66	-	-	-	-	-	-	-	-	-	121
Eritrea	679	-	-	115	-	-	59	-	-	-	-	-	-	853
Estonia	-	-	-	-	-	-	-	-	-	-	-	-	51	51
Ethiopia	223	5	902	17	-	-	56	-	-	-	644	-	-	1847
Federated States of Micronesia	-	-	-	38	-	-	-	-	-	-	-	-	21	59
Fiji	-	-	-	22	-	-	-	-	-	-	-	-	-	22
Gabon	-	-	-	66	-	-	215	-	-	-	-	-	-	281
Gambia	163	-	-	80	-	-	-	-	104	-	-	-	-10	337
Ghana	-	12	-	144	-	-	-	55	-	293	-	-	-	504
Guatemala	-	4	-	8	-	-	-	146	-	-	-	-	-	158
Guinea	729	-	-	209	-	-	-	-	-	-	-	-	-	938
Guinea-Bissau	904	-	-4	80	-	-	-	-	-	-	-	-	21	1001
Guyana	-	-	-	59	-	-	425	-	-	-	-	-	-	484
Haiti	1588	-	-	145	-	-	-	-	-	-	-	-	-	1733
Honduras	-	15	-	9	-	-	-	-	152	-	-	-	-	176
India	-	94	-	2	-	-	870	740	-	-	-	-	-	1706
Indonesia	-	674	-	22	-	-	100	90	-	-	-	-	-	886
Iran (Islamic Republic of)	-	-	-	5	-	-	-	29	-	-	-	-	-	34
Iraq	-	-	-	5	-	-	-	-	-	-	-	-	-	5
Jamaica	-	31	-	43	-	-	-	-	-	-	-	-	-	74
Jordan	-	52	-	-	-	-	1739	-	-	-	-	-	-	1791

Table 5 (a) (continued)

	UNCDF	UNIFEM	UNSO	UNV	UNRPNRE	UNDP Energy Account	Global Environment Facility	Montreal Protocol	Capacity 21	Africa 2000 Network	Famine and malnutrition	Assistance to refugee- related projects	Others b/	TOTAL
Kazakhstan	-	-	-	1	-	-	-	-	-	-	-	-	-	1
Kenya	-	20	-	32	-	-	-	23	-	273	-	-	-	348
Kiribati	73	-	-	34	-	-	-	-	-	-	-	-	-	107
Kyrgyzstan	-	-	-	1	-	-	-	-	-	-	-	-	-	125
Lao People's Democratic Republic	3257	73	-	46	-	-	-	-	-	12	-	-	124	3388
Latvia	-	-	-	3	-	-	-	-	-	-	-	-	105	108
Lebanon	-	-	-	1	-	-	-	-	167	-	-	-	-	168
Lesotho	184	-	-	89	-	-	-	-	-	107	-	94	-	474
Liberia	-	-	-	3	-	-	-	-	-	-	-	-	-	3
Libyan Arab Jamahiriya	-	-	-	9	-	-	-	-	-	-	-	-	-	9
Lithuania	-	-	-	-	-	-	-	-	-	-	-	-	187	187
Madagascar	1093	-	-	86	-	-	499	-	-	-	-	-	-	1678
Malawi	1791	74	-	104	-	-	-	-	-	-	36	-	-	2004
Malaysia	-	-	-	-	-	-	-	4477	-	-	-	-	-	4477
Maldives	-	1	-	21	-	-	-	-	-	-	-	-	-	22
Mali	1100	14	161	46	-	-	-	-	-	-	-	-	13	1324
Marshall Islands	-	-	-	88	-	-	-	-	-	-	-	-	-	88
Mauritania	1272	3	760	57	-	-	113	-	-	131	-	-	-	2326
Mauritius	-	-	-	-	-	-	-	260	-	-	-	-	-	260
Mexico	-	168	-	-	-	-	-	4221	7	-	-	-	-	4396
Mongolia	-	25	-	64	-	-	681	-	22	-	-	-	-	792
Morocco	-	25	-	-	-	-	-	-	5	-	-	-	-	30
Mozambique	427	42	-	600	-	-	-	-	166	-	-	-	-	33710
Myanmar	-	-	-	6	-	-	-	-	-	-	-	-	32475	6
Namibia	-	469	-	31	-	-	-	-	-	-	-	-	526	1026
Nepal	1072	67	-	30	-	-	557	-	-	-	-	-	-	1726
Nicaragua	350	-	-	4	-	-	-	-	-	-	-	-	-	455
Niger	1655	-	259	181	-	-	-	-	-	-	-	-	101	2085
Nigeria	-	-	-	25	-	-	2	11	-	-	-	-	-	38
Pacific Multi Islands	-	240	-	7	-	-	-	-	-	-	-	-	-	247

Table 6 (a) (continued)

	UNCDF	UNIFEM	UNSO	UNV	UNRFNRE	UNDP Energy Account	Global Environment Facility	Montreal Protocol	Capacity 21	Africa 2000 Network	Famine and malnutrition	Assistance to refugee- related projects	Others <u>b/</u>	TOTAL
Pakistan	-	7	-	4	-	-	35	-	-	-	-	-	-	46
Palestine	413	-	-	-	-	-	-	-	54	-	-	-	30323	30790
Panama	-	-	-	-	-	-	158	-	-	-	-	-	-	158
Papua New Guinea	-	-	-	76	-	-	1336	-	-	-	-	-	-	1412
Paraguay	-	72	-	10	-	-	-	-	-	-	-	-	-	82
Peru	-	3	-	-	-	-	63	689	-	-	-	-	-	755
Philippines	-	6	-	179	-	-	-	1153	181	-	-	-	-	1518
Poland	-	-	-	4	-	26	-	-	-	-	-	-	-	30
Qatar	-	-	-	17	-	-	-	-	-	-	-	-	-	17
Republic of Korea	-	-	-	1	-	-	-	-	-	-	-	-	-	1
Republic of Moldova	-	-	-	2	-	-	-	-	-	-	-	-	-	2
Russian Federation	-	-	-	-	-	-	-	-	72	-	-	-	-	72
Rwanda	322	90	-	483	-	-	-	-	-	101	-	-	3782	4778
Saint Kitts and Nevis	-	-	-	16	-	-	-	-	-	-	-	-	-	16
Saint Lucia	-	-	-	14	-	-	-	-	-	-	-	-	-	14
Saint Vincent and the Grenadines	-	-	-	51	-	-	-	-	-	-	-	-	-	51
Samoa	-	-	-	86	-	-	-	-	-	-	-	-	-	86
Sao Tome and Principe	274	-	-	42	-	-	-	-	-	-	-	-	-	316
Saudi Arabia	-	-	-	8	-	-	-	-	-	-	-	-	-	8
Senegal	2542	112	1042	23	-	-	-	-	-	124	-	-	111	3954
Sierra Leone	89	-	-	78	-	-	-	-	-	-	-	-	-	167
Solomon Islands	-	-	-	17	-	-	-	-	-	-	-	-	-	17
Somalia	-	-	-	346	-	-	-	-	-	-	-	-	-	346
South Pacific Fund	-	-	-	64	-	-	-	-	-	-	-	-	-	64
Sri Lanka	-	84	-	8	-	-	619	37	-	-	-	-	-	748
Sudan	246	-	1084	69	-	98	89	-	-	-	-	-	-	1586
Suriname	-	-	-	-	-	-	7	-	-	-	-	-	-	7
Swaziland	-	30	-	7	-	-	-	-	2	-	-	-	-	39
Syrian Arab Republic	-	14	-	3	-	-	44	-	123	-	-	-	-	184
Thailand	-	119	-	1	-	-	-	2945	-	-	-	-	-	3065

Table 5 (a) (continued)

	UNCDF	UNIFEM	UNSO	UNV	UNRFNRE	UNDP Energy Account	Global Environment Facility	Montreal Protocol	Capacity 21	Africa 2000 Network	Famine and malnutrition	Assistance to refugee- related projects	Others <u>b/</u>	TOTAL
Europe and the Commonwealth of Independent States	-	-	-	8	-	-	3408	-	80	-	-	-	427	3923
Latin America and the Caribbean	-	1998	-	192	-	-	2441	-	2	-	-	-	-	4633
Interregional	1742	-	1177	6021	3	273	7002	2588	1999	571	-	-	3498	24874
Global	-	3130	-	419	-	-	2202	-	14	-	-	-	264	6029
TOTAL	40625	13317	7295	15239	67	1243	45814	28427	5104	2583	679	391	82378	243152

a/ Expenditures do not include overhead paid to executing/implementing agencies.

b/ See 5(b).

Source: Financial Reporting and General Accounting Unit, Bureau for Finance and Administration, UNDP

Table 5 (b). Breakdown of expenditures by country or area of other trust funds (column 13 of table 5(a)), 1995

(Thousands of United States dollars)

<u>Country, area or region</u>	<u>Amount</u>	<u>Trust fund</u>
Afghanistan	94	UNDP Afghanistan Emergency Trust Fund
Angola	238	UNDP Trust Fund for Emergency Humanitarian Assistance to Angola
Bangladesh	11	CIDA/UNDP Trust Fund for the Bangladesh National Household Survey Capability Programme
	42	UNDP Fund for Emergency Assistance to the People's Republic of Bangladesh
	(73)	UNDP Fund for the Utilization of the Residual Funds of the United Nations Special Relief Office in Bangladesh (UNROB)
Bhutan	191	Trust Fund for Environmental Conservation in Bhutan
Botswana	141	Netherlands Trust Fund for Special Action Programme for Public Administration and Management
Burkina Faso	(12)	Netherlands Trust Fund for Special Action Programme for Public Administration and Management
	25	Trust Fund for the Special Netherlands Contribution for the Least Developed Countries
Burundi	63	Trust Fund for the Special Netherlands Contribution for the Least Developed Countries
Cambodia	1 315	Sweden Trust Fund for "Support to Cambodia Resettlement and Reintegration Programme (CARERE)"
	6 354	UNDP Trust Fund for Capacity-Building in De-mining Operations for Cambodia
	(26)	Trust Fund for Humanitarian and Rehabilitation Assistance for Cambodia
China	3	UNDP Trust Fund for Protection of the Ozone Layer
	25	UNFSTD

Table 5 (b) (continued)

<u>Country, area or region</u>	<u>Amount</u>	<u>Trust fund</u>
Cyprus	7	Nicosia Master Plan: Implementation Phase
El Salvador	(75)	Trust Fund for the FMLN Relocation Points in El Salvador
	902	Trust Fund in Support of Peace-Building Activities in El Salvador
	83	Support to the Joint Group in El Salvador
Estonia	51	UNDP Trust Fund for the Baltic Republics
Gambia	(10)	Trust Fund for the Special Netherlands Contribution for the Least Developed Countries
Guinea-Bissau	4	UNDP/Sweden Trust Fund for Democratization Support to the Electoral Process in Guinea-Bissau
	17	Netherlands Trust Fund for Special Action Programme for Public Administration and Management
Kyrgyzstan	124	Trust Fund in Support of the Ministry of Foreign Affairs in Kyrgyzstan
Latvia	105	UNDP Trust Fund for the Baltic Republics
Lithuania	187	UNDP Trust Fund for the Baltic Republics
Mali	13	Trust Fund Agreement between UNDP/IMPACT and Malaysian Organizing Committee for Sportaid '88
Micronesia, Federated States	21	Australian Development Assistance Bureau (ADAB)/UNDP Programme Trust Fund
Mozambique	94	Trust Fund for Emergency Assistance to the People's Republic of Mozambique
	722	UNDP Trust Fund for the Mozambique Demobilization Programme
	19 994	UNDP Trust Fund for the Reintegration of Demobilized Military Personnel in Mozambique
	51	UNDP/IDA Trust Fund for the National Environment Support Programme in Mozambique

Table 5 (b) (continued)

<u>Country, area or region</u>	<u>Amount</u>	<u>Trust fund</u>
Mozambique (continued)	748	UNDP Trust Fund for the Mozambique Mine Clearance Programme
	10 853	UNDP/Norway Trust Fund for Assistance to the Electoral Process in Mozambique
	13	UNDP/Switzerland Pooling Agreement for Technical Assistance to the Health Sector
Namibia	549	UNDP Trust Fund for Namibia
	(23)	UNDP Trust Fund for the Nationhood Programme of the Fund for Namibia
Nicaragua	101	UNDP/Sweden Trust Fund on Support to Improved Handling of Property Issues in Nicaragua
Palestine	27 325	UNDP Trust Fund for the Programme of Assistance to the Palestinian People
	2 304	Support to the Employment-Generation Programme in Gaza
	694	UNDP/CIDA Trust Fund for Non-formal Educational Youth Centres Project
Rwanda	210	Finland/UNDP Trust Fund for the Construction of an Agro-Veterinary School in Rushashi
	7	Trust Fund for the Special Netherlands Contribution for the Least Developed Countries
	3 565	UNDP Trust Fund for Rwanda
Senegal	111	UNDP/CIDA Trust Fund to Support Project "Recensement général de la population et de l'habitat au Sénégal"
Turkey	30	UNFSTD
Uruguay	46	UNFSTD
Uzbekistan	443	UNDP Trust Fund for Urgent Human Needs in Uzbekistan
Yemen	44	UNFSTD

Table 5 (b) (continued)

<u>Country, area or region</u>	<u>Amount</u>	<u>Trust fund</u>
Africa (Regional)	194	UNDP Trust Fund in Support of the Steering Committee and Secretariat for the United Nations Programme of Action for African Economic Recovery and Development
	4	UNFSTD
	6	Finland Trust Fund for National Technical Co-operation Assessment and Programme Activities
	100	African Training and Management Services (ATMS) Project
	24	CIDA/UNDP Trust Fund for African Project Development Facility
	208	UNDP Trust Fund for Receipt of Payments by Users of the African Project Development Facility
Asia and the Pacific (Regional)	(48)	UNFSTD
Europe and the Commonwealth of Independent States (Regional)	375	Trust Fund for Aral Sea Basin Programme
	52	Europe to Beijing: Gender-in-Development Trust Fund
Interregional	24	Global Consultation on Water Supply and Sanitation for the 1990s
	5	Elaboration of Methods and Techniques of Operationalizing the Human Development Concept
	695	Sweden Trust Fund for Making the Human Development Report and the Human Development Index Gender Sensitive
	43	Trust Fund to Mainstream Human Development into Operational Activities
	42	Trust Fund for the German Edition of the Human Development Report
	387	Government of Germany Trust Fund for UNDP/World Bank Energy Sector Management Assistance Programme
	17	UNFSTD

Table 5 (b) (continued)

<u>Country, area or region</u>	<u>Amount</u>	<u>Trust fund</u>
Interregional (continued)	305	UNDP Trust Fund for Council on Health Research for Development (COHRED)
	26	Trust Fund for UNDP History Project
	234	Government of France Trust Fund for the UNDP/World Bank Energy Sector Assessment Programme
	131	UNDP Development Study Programme
	841	UNDP Trust Fund for Action on Development Issues
	437	Pérez-Guerrero Trust Fund for Economic and Technical Cooperation among Developing Countries
	111	UNDP/DEVNET Trust Fund for Technological Information Pilot System (TIPS)
	25	UNDP/Denmark Trust Fund for LIFE Urban Areas in Thailand
	175	World Maritime University Trust Fund
Global	259	Efficiency and Effectiveness Enhancing Measures within UNDP
	<u>5</u>	UNDP Trust Fund for Evaluation of UNIFEM
TOTAL	<u>82 378</u>	

Source: Financial Reporting and General Accounting Unit, Bureau for Finance and Administration, UNDP

Table 6. Funds and programmes administered by UNDP: expenditures by executing agencies and by country or area, 1996 a/
(Thousands of United States dollars)

	UN	ILO	FAO	UNIDO	World Bank	UNOPS	UNCHS	IFC	UNSO	UNV	UNCDF	UNIFEM	UNRFRRE	NGO	NEX	OTHERS b/	TOTAL
Afghanistan	-2	-	-	-	-	94	-	-	-	117	-	-	-	-	-	-	209
Angola	-	-	-	-	-	-	-	-	-	31	-	-	-	-	-	238	269
Anguilla	-	-	-	-	-	-	-	-	-	21	-	-	-	-	-	-	21
Antigua and Barbuda	-	-	-	-	-	-	-	-	-	11	-	-	-	-	-	-	11
Argentina	-	-	-	-	-	1636	-	-	-	16	-	-	-	23	13	-	1688
Armenia	-	-	-	-	-	-	-	-	-	1	-	-	-	-	-	-	1
Bangladesh	11	-	-	-	-	1734	-31	-	-	10	324	-	-	-	156	7	2211
Barbados	-	-	-	-	-	23	-	-	-	-	-	-	-	-8	-	-	16
Belize	-	-	-	-	-	675	-	-	-	-	-	-	-	-	60	-	725
Benin	-	-	6	-	-	208	-	-	-	90	32	-	-	-	976	-	1312
Bhutan	-	-	-	-	-	276	-	-	-	87	114	-	-	-	1891	-	2368
Bolivia	-	-	-	-	-	3312	-	-	-	1	48	-	-	-	241	-	3602
Botswana	141	-	-	-	-	-	-	-	-	595	-	-	-	16	30	-	782
Brazil	-	-	-	-	-	4	-	-	-	-	-	-	-	249	2155	-	2408
British Virgin Islands	-	-	-	-	-	-	-	-	-	2	-	-	-	-	-	-	2
Burkina Faso	-12	-	138	-	-	134	-	-	11	138	4	-	-	-	1442	-	1855
Burundi	-	154	-	-	-	423	-	-	-	105	4	-	-	-	69	-	755
Cambodia	-	-	-	-	-	7643	-	-	-	320	30	22	-	13	-	-	8028
Cameroon	-	-	-	-	-	98	-	-	-	2	-	-6	-	85	285	-	464
Cape Verde	-	-	-	-	-	-	2	-	7	24	-	-	-	-	65	-	98
Central African Republic	1486	-	-	-	-	67	-	-	-	78	62	-	-	-	5	-	1698
Chad	-	-	178	-	-	10	-	-	-	112	34	-	-	-	981	-	1316
Chile	-	-	-	-	-	-	-	-	-	-	-	-	-	10	46	-	56
China	1272	-	-	39	155	1340	-	-	-	10	-	-	-	-	1506	-	4322
Colombia	-	-	-	-	-	3344	-	-	-	-	-	-	-	-	2079	-	5423
Comoros	-	-	-	-	-	1469	-	-	-	102	-1	-	-	-	4	-	1574
Congo	-	-	-	-	-	-	-	-	-	34	-	-	-	-	-	-	34
Cook Islands	-	-	-	-	-	-	-	-	-	22	-	-	-	-	-	-	22
Costa Rica	-	-	-	-	-	4	-	-	-	53	-	-	-	-	2573	-	2630
Côte d'Ivoire	-	-	-	-	-	25	-	-	-	1	-	-	-	-	8	-	34

Table 6 (continued)

	UN	ILO	FAO	UNIDO	World Bank	UNOPS	UNCHS	IFC	UNSO	UNV	UNCDF	UNIFEM	UNRFRNE	NGO	NEX	OTHERS b/	TOTAL
Cuba	-	-	-	-	-	133	-	-	-	-	-	-	-	32	863	-	1028
Cyprus	-	-	-	-	-	7	-	-	-	-	-	-	-	-	-	-	7
Democratic People's Republic of Korea	-	-	-	-	-	-	-	-	-	34	-	-	-	-	-	-	34
Djibouti	-	-	-	-	-	-	738	-	-	14	14	-	-	-	125	12	903
Dominica	-	-	-	-	-	-	-	-	-	2	-	-	-	-	-	-	2
Dominican Republic	-	-	-	-	-	3	-	-	-	4	-	-	-	10	795	-	812
Ecuador	-	-	-	-	-	-	-	-	-	7	-	-17	-	33	-	-	23
Egypt	-	-	-	-	-	2975	-	-	-	1	-	-	-	-	-	-	2976
El Salvador	-	-	-	-	-	-	-	-	-	1	-	-	-	-	-	-	2976
Equatorial Guinea	-	-	-	-	-	-	-	-	-	66	-	-	-	-	880	83	964
Eritrea	-	-	-41	-	-	51	-	-	-	115	25	-	-	-	-	56	121
Estonia	-	-	-	-	-	29	-	-	-	-	-	-	-	-	703	-	853
Ethiopia	84	-	-	-	-	-	-	-	-2	17	1	-	-	-	22	-	51
Federated States of Micronesia	-	-	-	-	-	-	-	-	-	38	-	-	-	5	1116	627	1847
Fiji	-	-	-	-	-	-	-	-	-	22	-	-	-	-	21	-	59
Gabon	-	-	-	-	-	-	-	-	-	22	-	-	-	-	-	-	22
Gabon	-	-	-	-	-	215	-	-	-	66	-	-	-	-	-	-	281
Gambia	-	-	-	-	-	-9	-	-	-	80	8	-	-	-	-	-	281
Ghana	-	-	-	-	-	303	-	-	-	144	-	-	-	-	258	-	337
Guatemala	-	-	-	-	-	146	-	-	-	8	-	-	-	-	57	-	604
Guinea	-	-	236	-	-	138	-	-	-	209	318	-	-	4	-	-	168
Guinea-Bissau	602	-	-	-	-	3	250	-	-6	80	22	-	-	-	37	-	938
Guyana	-	-	-	-	-	-	-	-	-	59	-	-	-	-	50	-	1001
Haiti	-	-	-	-	-	1527	-	-	-	59	-	-	-	-	425	-	484
Honduras	-	-	-	-	-	-	-	-	1	144	2	-	-	-	59	-	1733
India	-	-	-	-	-	753	-	-	-	9	-	-	-	15	152	-	176
India	-	-	-	-	-	-	-	-	-	2	-	30	-	67	854	-	1706
Indonesia	-	-	-	-	100	-	-	-	-	22	-	3	-	-3	764	-	886
Iran (Islamic Republic of)	-	-	-	-	-	-	-	-	-	5	-	-	-	-	29	-	34
Iraq	-	-	-	-	-	-	-	-	-	5	-	-	-	-	-	-	5
Jamaica	-	-	-	-	-	-	-	-	-	43	-	-	-	22	9	-	74
Jordan	-	-	-	-	-	-	-	-	-	-	-	2	-	-	1789	-	1781

Table 6 (continued)

	UN	ILO	FAO	UNIDO	World Bank	UNOPS	UNCHS	IFC	UNSO	UNV	UNCDF	UNIFEM	UNRFNRE	NGO	NEX	OTHERS <u>b/</u>	TOTAL
Kazakhstan	-	-	-	-	-	-	-	-	-	1	-	-	-	-	-	-	1
Kenya	-	-	-	17	-	273	-	-	-	32	-	-1	-	1	26	-	348
Kiribati	-	-	-	-	-	-	-	-	-	34	-	-	-	-	73	-	107
Kyrgyzstan	-	-	-	-	-	124	-	-	-	1	-	-	-	-	-	-	125
Lao People's Democratic Republic	-	-	-	-	-	1336	1478	-	-	46	57	63	-	10	398	-	3388
Latvia	-	-	-	-	-	45	-	-	-	3	-	-	-	-	60	-	108
Lebanon	-	-	-	-	-	-	-	-	-	1	-	-	-	-	167	-	168
Lesotho	-	-	-	-	-	107	-	-	-	89	30	-	-	-	248	-	474
Liberia	-	-	-	-	-	-	-	-	-	3	-	-	-	-	-	-	3
Libyan Arab Jamahiriya	-	-	-	-	-	-	-	-	-	9	-	-	-	-	-	-	9
Lithuania	-	-	-	-	-	-	-	-	-	-	-	-	-	-	187	-	187
Madagascar	-	-	-	-	-	547	-	-	-	86	500	-	-	-	545	-	1678
Malawi	132	-	-	-	-	14	-	-	-	104	287	-	-	-	1467	-	2004
Malaysia	-	-	-	-	-	4389	-	-	-	-	-	-	-	-	88	-	4477
Maldives	-	-	-	-	-	-	-	-	-	22	-	-	-	-	-	-	22
Mali	-	-	-	-	-	573	-	-	29	46	368	-10	-	24	294	-	1324
Marshall Islands	-	-	-	-	-	-	-	-	-	88	-	-	-	-	-	-	88
Mauritania	-	-	1025	-	-	469	-	-	17	57	594	-	-	-	164	-	2326
Mauritius	-	-	-	-	-	260	-	-	-	-	-	-	-	-	-	-	260
Mexico	-	-	-	-	-	4210	-	-	-	-	-	14	-	154	18	-	4396
Mongolia	-	-	-	-	-	681	-	-	-	64	-	-	-	25	22	-	792
Morocco	-	-	-	-	-	-	-	-	-	-	-	4	-	-	26	-	30
Mozambique	-	-	-	-	-	749	-	-	-	600	70	2	-	-	14076	18213	33710
Myanmar	-	-	-	-	-	-	-	-	-	6	-	-	-	-	-	-	6
Namibia	5	10	-	-	-	63	-	-	-	106	-	56	-	-	497	290	1026
Nepal	-	-	-	-	-	122	-	-	-	30	391	-11	-	-	1194	-	1726
Nicaragua	-	-	-	-	-	230	-	-	-	4	123	-	-	-	98	-	455
Niger	-	-	124	-	-	-51	672	-	3	181	250	-	-	-	916	-	2095
Nigeria	-	-	-	-	-	-	-	-	-	25	-	-	-	-	13	-	38
Pacific Multi Islands	-	-	-	-	-	-	-	-	-	7	-	240	-	-	-	-	247

Table 6 (continued)

	UN	ILO	FAO	UNIDO	World Bank	UNOPS	UNCHS	IFC	UNSO	UNV	UNCDF	UNIFEM	UNRFRRE	NGO	NEX	OTHERS b/	TOTAL
Pakistan	-	-	-	-	-	-	-	-	-	4	-	-5	-	10	37	-	46
Palestine	-	-	-	-	-	30377	-	-	-	-	164	-60	-	60	249	-	30790
Panama	-	-	-	-	-	-	-	-	-	-	-	-	-	-	158	-	158
Papua New Guinea	-	-	-	-	-	1336	-	-	-	76	-	-	-	-	-	-	1412
Paraguay	-	-	-	-	-	-	-	-	-	10	-	-	-	72	-	-	82
Peru	63	-	-	-	-	689	-	-	-	-	-	-	-	3	-	-	755
Philippines	-	-	-	-	-	1153	-	-	-	179	-	-	-	5	181	-	1518
Poland	-	-	-	-	-	-	-	-	-	4	-	-	-	-	26	-	30
Qatar	-	-	-	-	-	-	-	-	-	17	-	-	-	-	-	-	17
Republic of Korea	-	-	-	-	-	-	-	-	-	1	-	-	-	-	-	-	1
Republic of Moldova	-	-	-	-	-	-	-	-	-	2	-	-	-	-	-	-	2
Russian Federation	-	-	-	-	-	-	-	-	-	-	-	-	-	-	72	-	72
Rwanda	-	-	-	-	-	317	243	-	-	483	275	85	-	-	3375	-	4778
Saint Kitts and Nevis	-	-	-	-	-	-	-	-	-	16	-	-	-	-	-	-	16
Saint Lucia	-	-	-	-	-	-	-	-	-	14	-	-	-	-	-	-	14
Saint Vincent and the Grenadines	-	-	-	-	-	-	-	-	-	51	-	-	-	-	-	-	51
Samoa	-	-	-	-	-	-	-	-	-	86	-	-	-	-	-	-	86
Sao Tome and Principe	-	-	-	-	-	-	-	-	-	42	103	-	-	-	171	-	316
Saudi Arabia	-	-	-	-	-	-	-	-	-	8	-	-	-	-	-	-	8
Senegal	-	38	-	-	-	2468	-	-	32	23	55	-	-	-	1338	-	3954
Sierra Leone	-	81	2	-	-	-	-	-	-	78	5	-	-	-	1	-	167
Solomon Islands	-	-	-	-	-	-	-	-	-	17	-	-	-	-	-	-	17
Somalia	-	-	-	-	-	-	-	-	-	346	-	-	-	-	-	-	346
South Pacific Fund	-	-	-	-	-	-	-	-	-	64	-	-	-	-	-	-	64
Sri Lanka	-	-	-	-	-	2	-	-	-	8	-	-	-	83	655	-	748
Sudan	-	35	-3	-	-	-68	-	-	-	69	49	-	-	-	1503	1	1586
Suriname	-	-	-	-	-	7	-	-	-	-	-	-	-	-	-	-	7
Swaziland	-	-	-	-	-	-	-	-	-	7	-	-	-	-	32	-	39
Syrian Arab Republic	-	-	-	-	123	44	-	-	-	3	-	14	-	-	-	-	184
Thailand	-	-	-	-	-	2850	-	-	-	1	-	9	-	105	100	-	3065
Togo	-	-	-	-	-	18	-	-	-	2	28	-	-	-	187	-	235
Tokelau	-	-	-	-	-	-	-	-	-	6	-	-	-	-	-	-	6
Tonga	-	-	-	-	-	-	-	-	-	5	-	-	-	-	-	-	5
Trinidad and Tobago	-	-	-	-	-	-	-	-	-	-	-	-	-	19	74	-	93
Trust Territory of the Pacific Islands	-	-	-	-	-	-	-	-	-	7	-	-	-	-	-	-	7

Table 6 (continued)

	UN	ILO	FAO	UNIDO	World Bank	UNOPS	UNCHS	IFC	UNSO	UNV	UNCDF	UNIFEM	UNRPNRE	NGO	NEX	OTHERS ^{b/}	TOTAL
Turkey	-	-	-	30	-	-	-	-	-	-1	-	-	-	-	-	-	29
Turkmenistan	-	-	-	-	-	-	-	-	-	1	-	-	-	-	-	-	1
Tuvalu	2	-	-	-	-	-	-	-	-	11	-	-	-	-	7	-	20
Uganda	7	-	-	35	-	343	-	-	3	48	15	-	-	-	138	-	589
United Arab Emirates	-	-	-	-	-	-	-	-	-	2	-	-	-	10	-	-	12
United Republic of Tanzania	-	-	-	-	-	744	-	-	-	80	34	-13	54	-	839	-	1738
Uruguay	-	-	-	-	-	-	-	-	-	-	-	-	-	16	2261	-	2277
Uzbekistan	-	-	-	-	-	-	-	-	-	29	-	-	-	-	443	-	472
Vanuatu	-	-	-	-	-	-	-	-	-	8	8	-	-	-	165	-	181
Venezuela	-	-	-	-	-	209	-	-	-	-	-	-	-	8	730	-	947
Viet Nam	-	-	-	-	-	1333	-	-	-	20	40	60	-	23	475	-	1951
Yemen	30	-	13	-	-	122	-	-	-	23	42	-	-	-	1148	-	1376
Yugoslavia	-	-	-	-	-	-	-	-	-	40	-	-	-	-	-	-	40
Zaire	-	-	-	-	-	108	-	-	-	5	-	-	-	-	-	25	138
Zambia	-	-	-	-	-	46	-	-	-	49	459	-	-	-	125	-	679
Zimbabwe	11	-	-	-	-	104	-	-	-	-	-	7	-	97	76	-	295
Africa	28	13	2241	408	-	1942	-	331	135	1272	72	2142	-	129	907	50	9567
Arab States	-	-	135	-	-	14	-	-	-	109	-	387	-	-	37	-	682
Asia and the Pacific	-	-	-	-	-	-	-	-	-	273	-	764	-	241	1907	3227	6412
Central America	-	-	-	-	-	-	-	-	-	252	-	-	-	-	-	-	252
Europe and the Commonwealth of Independent States	-	-	-	-	-	3916	-	-	-	8	-	-	-	-	-	-	3923
Latin America and the Caribbean	-	-	-	-	-	1027	-	-	-	192	-	1600	-	275	111	1428	4633
Interregional	-	-	-	-	677	14433	-	-	1041	6021	1672	-	5	-	845	180	24874
Global	63	-	-	-	-	1540	-	-	-	419	-	2888	-2	219	50	852	6029
TOTAL	3923	331	4054	529	1055	107907	3352	331	1271	15314	6732	8269	57	2159	62580	25288	243152

Source: Source: Financial Reporting and General Accounting Unit, Bureau for Finance and Administration, UNDP

^{a/} Expenditures do not include overhead paid to executing/implementing agencies.

^{b/} Includes expenditures reported by ASDB, ECLAC, ESCAP, ESCWA, ICAO, IMF, IMO, UNCTAD, UNEP, UNICEF, UNITAR, WHO and WMO.

